

ANNEX I
SUMMARY OF PRODUCT CHARACTERISTICS

1. NAME OF THE MEDICINAL PRODUCT

Synflorix suspension for injection in pre-filled syringe
Synflorix suspension for injection
Synflorix suspension for injection in multidose container

Pneumococcal polysaccharide conjugate vaccine (adsorbed)

2. QUALITATIVE AND QUANTITATIVE COMPOSITION

1 dose (0.5 ml) contains:

Pneumococcal polysaccharide serotype 1 ^{1,2}	1 microgram
Pneumococcal polysaccharide serotype 4 ^{1,2}	3 micrograms
Pneumococcal polysaccharide serotype 5 ^{1,2}	1 microgram
Pneumococcal polysaccharide serotype 6B ^{1,2}	1 microgram
Pneumococcal polysaccharide serotype 7F ^{1,2}	1 microgram
Pneumococcal polysaccharide serotype 9V ^{1,2}	1 microgram
Pneumococcal polysaccharide serotype 14 ^{1,2}	1 microgram
Pneumococcal polysaccharide serotype 18C ^{1,3}	3 micrograms
Pneumococcal polysaccharide serotype 19F ^{1,4}	3 micrograms
Pneumococcal polysaccharide serotype 23F ^{1,2}	1 microgram

¹ adsorbed on aluminium phosphate 0.5 milligram Al³⁺

² conjugated to protein D (derived from non-typeable *Haemophilus influenzae*) carrier protein 9-16 micrograms

³ conjugated to tetanus toxoid carrier protein 5-10 micrograms

⁴ conjugated to diphtheria toxoid carrier protein 3-6 micrograms

For the full list of excipients, see section 6.1.

3. PHARMACEUTICAL FORM

Suspension for injection (injection).
The vaccine is a turbid white suspension.

4. CLINICAL PARTICULARS

4.1 Therapeutic indications

Active immunisation against invasive disease, pneumonia and acute otitis media caused by *Streptococcus pneumoniae* in infants and children from 6 weeks up to 5 years of age. See sections 4.4 and 5.1 for information on protection against specific pneumococcal serotypes.

The use of Synflorix should be determined on the basis of official recommendations taking into consideration the impact on pneumococcal diseases in different age groups as well as the variability of the epidemiology in different geographical areas.

4.2 Posology and method of administration

Posology

The immunisation schedules for Synflorix should be based on official recommendations.

Infants from 6 weeks to 6 months of age

Three-dose primary series

The recommended immunisation series to ensure optimal protection consists of four doses, each of 0.5 ml. The primary infant series consists of three doses with the first dose usually given at 2 months of age and with an interval of at least 1 month between doses. The first dose may be given as early as 6 weeks of age. A booster (fourth) dose is recommended at least 6 months after the last primary dose and may be given from the age of 9 months onwards (preferably between 12 and 15 months of age) (see sections 4.4 and 5.1).

Two-dose primary series

Alternatively, when Synflorix is given as part of a routine infant immunisation programme, a series consisting of three doses, each of 0.5 ml may be given. The first dose may be given as early as 6 weeks of age with a second dose administered 2 months later. A booster (third) dose is recommended at least 6 months after the last primary dose and may be given from the age of 9 months onwards (preferably between 12 and 15 months of age) (see section 5.1).

Preterm newborn infants (born between 27-36 weeks gestation)

In preterm infants born after at least 27 weeks of gestational age, the recommended immunisation series consists of four doses, each of 0.5 ml. The primary infant series consists of three doses with the first dose given at 2 months of age and with an interval of at least 1 month between doses. A booster (fourth) dose is recommended at least 6 months after the last primary dose (see sections 4.4 and 5.1).

Unvaccinated infants and children ≥ 7 months of age

- infants aged 7-11 months: The vaccination schedule consists of two primary doses of 0.5 ml with an interval of at least 1 month between doses. A booster (third) dose is recommended in the second year of life with an interval of at least 2 months after the last primary dose.
- children aged 12 months - 5 years: The vaccination schedule consists of two doses of 0.5 ml with an interval of at least 2 months between doses.

It is recommended that subjects who receive a first dose of Synflorix complete the full vaccination course with Synflorix.

Special populations

In individuals who have underlying conditions predisposing them to invasive pneumococcal disease (such as sickle cell disease (SCD) or Human Immunodeficiency Virus (HIV) infection) Synflorix may be given (see sections 4.4 and 5.1):

- in infants as described under “Three-dose primary series” above.
- in unvaccinated children ≥ 7 months of age and under 2 years of age as described under “Unvaccinated infants and children ≥ 7 months of age” above.

Paediatric population

The safety and efficacy of Synflorix in children over 5 years of age have not been established.

Method of administration

The vaccine should be given by intramuscular injection. The preferred sites are anterolateral aspect of the thigh in infants or the deltoid muscle of the upper arm in young children.

4.3 Contraindications

Hypersensitivity to the active substances or to any of the excipients listed in section 6.1, or to any of the carrier proteins.

As with other vaccines, the administration of Synflorix should be postponed in subjects suffering from acute severe febrile illness. However, the presence of a minor infection, such as a cold, should not result in the deferral of vaccination.

4.4 Special warnings and precautions for use

As with all injectable vaccines, appropriate medical treatment and supervision should always be readily available in case of a rare anaphylactic reaction following the administration of the vaccine.

The potential risk of apnoea and the need for respiratory monitoring for 48-72h should be considered when administering the primary immunisation series to very premature infants (born \leq 28 weeks of gestation) and particularly for those with a previous history of respiratory immaturity. As the benefit of vaccination is high in this group of infants, vaccination should not be withheld or delayed.

Synflorix should under no circumstances be administered intravascularly or intradermally. No data are available on subcutaneous administration of Synflorix.

In children as of 2 years of age, syncope (fainting) can occur following, or even before, any vaccination as a psychogenic response to the needle injection. It is important that procedures are in place to avoid injury from faints.

As for other vaccines administered intramuscularly, Synflorix should be given with caution to individuals with thrombocytopenia or any coagulation disorder since bleeding may occur following an intramuscular administration to these subjects.

Official recommendations for the immunisation against diphtheria, tetanus and *Haemophilus influenzae* type b should also be followed.

There is insufficient evidence that Synflorix provides protection against pneumococcal serotypes not contained in the vaccine except the cross-reactive serotype 19A (see section 5.1) or against non-typeable *Haemophilus influenzae*. Synflorix does not provide protection against other micro-organisms.

As with any vaccine, Synflorix may not protect all vaccinated individuals against invasive pneumococcal disease, pneumonia or otitis media caused by the serotypes in the vaccine and the cross-reactive serotype 19A. In addition, as otitis media and pneumonia are caused by many micro-organisms other than the *Streptococcus pneumoniae* serotypes represented by the vaccine, the overall protection against these diseases is expected to be limited and substantially lower than protection against invasive disease caused by the serotypes in the vaccine and serotype 19A (see section 5.1).

In clinical trials Synflorix elicited an immune response to all ten serotypes included in the vaccine, but the magnitude of the responses varied between serotypes. The functional immune response to serotypes 1 and 5 was lower in magnitude than the response against all other vaccine serotypes. It is not known whether this lower functional immune response against serotypes 1 and 5 will result in lower protective efficacy against invasive disease, pneumonia or otitis media caused by these serotypes (see section 5.1).

Synflorix is indicated for use in children aged from 6 weeks up to 5 years. Children should receive the dose regimen of Synflorix that is appropriate to their age at the time of commencing the vaccination series (see section 4.2). Safety and immunogenicity data are not yet available in children above 5 years of age.

Children with impaired immune responsiveness, whether due to the use of immunosuppressive therapy, a genetic defect, HIV infection, prenatal exposure to anti-retroviral therapy and/or to HIV, or other causes, may have reduced antibody response to vaccination.

Safety and immunogenicity data are available for HIV infected infants (asymptomatic or with mild symptoms according to WHO classification), HIV negative infants born from HIV positive mothers and children with sickle cell disease (see sections 4.8 and 5.1). Safety and immunogenicity data for Synflorix are not available for individuals in other specific immunocompromised groups and vaccination should be considered on an individual basis (see section 4.2).

Children younger than 2 years old should receive the appropriate-for-age Synflorix vaccination series (see section 4.2). The use of pneumococcal conjugate vaccine does not replace the use of 23-valent pneumococcal polysaccharide vaccines in children ≥ 2 years of age with conditions (such as sickle cell disease, asplenia, HIV infection, chronic illness, or those who have other immunocompromising conditions) placing them at higher risk for invasive disease due to *Streptococcus pneumoniae*. Whenever recommended, children at risk who are ≥ 24 months of age and already primed with Synflorix should receive 23-valent pneumococcal polysaccharide vaccine. The interval between the pneumococcal conjugate vaccine (Synflorix) and the 23-valent pneumococcal polysaccharide vaccine should not be less than 8 weeks. There are no data available to indicate whether the administration of pneumococcal polysaccharide vaccine to Synflorix primed children may result in hyporesponsiveness to further doses of pneumococcal polysaccharide or to pneumococcal conjugate vaccine.

Prophylactic administration of antipyretics before or immediately after vaccine administration can reduce the incidence and intensity of post-vaccination febrile reactions. Clinical data generated with paracetamol and ibuprofen suggest that the prophylactic use of paracetamol might reduce the fever rate, while prophylactic use of ibuprofen showed a limited effect in reducing fever rate. The clinical data suggest that paracetamol might reduce the immune response to Synflorix. However, the clinical relevance of this observation is not known.

The use of prophylactic antipyretic medicinal products is recommended:

- for all children receiving Synflorix simultaneously with vaccines containing whole cell pertussis because of higher rate of febrile reactions (see section 4.8).
- for children with seizure disorders or with a prior history of febrile seizures.

Antipyretic treatment should be initiated according to local treatment guidelines.

4.5 Interaction with other medicinal products and other forms of interaction

Use with other vaccines

Synflorix can be given concomitantly with any of the following monovalent or combination vaccines [including DTPa-HBV-IPV/Hib and DTPw-HBV/Hib]: diphtheria-tetanus-acellular pertussis vaccine (DTPa), hepatitis B vaccine (HBV), inactivated polio vaccine (IPV), *Haemophilus influenzae* type b vaccine (Hib), diphtheria-tetanus-whole cell pertussis vaccine (DTPw), measles-mumps-rubella vaccine (MMR), varicella vaccine (V), meningococcal serogroup C conjugate vaccine (CRM₁₉₇ and TT conjugates), meningococcal serogroups A, C, W-135 and Y conjugate vaccine (TT conjugate), oral polio vaccine (OPV) and oral rotavirus vaccine. Different injectable vaccines should always be given at different injection sites.

Clinical studies demonstrated that the immune responses and the safety profiles of the co-administered vaccines were unaffected, with the exception of the inactivated poliovirus type 2 response, for which inconsistent results were observed across studies (seroprotection ranging from 78% to 100%). In addition when the meningococcal serogroups A, C, W-135 and Y vaccine (TT conjugate) was co-administered with a booster dose of Synflorix during the second year of life in children primed with 3 doses of Synflorix, lower antibody geometric mean concentration (GMC) and opsonophagocytic assay geometric mean titre (OPA GMT) were observed for one pneumococcal serotype (18 C). There was no impact of co-administration on the other nine pneumococcal serotypes. Enhancement of antibody

response to Hib-TT conjugate, diphtheria and tetanus antigens was observed. The clinical relevance of the above observations is unknown.

Use with systemic immunosuppressive medicinal products

As with other vaccines, it may be expected that in patients receiving immunosuppressive treatment an adequate response may not be elicited.

Use with prophylactic administration of antipyretics

See section 4.4.

4.6 Fertility, pregnancy and lactation

Synflorix is not intended for use in adults. Human data on the use during pregnancy or lactation and animal reproduction studies are not available.

4.7 Effects on ability to drive and use machines

Not relevant.

4.8 Undesirable effects

Summary of the safety profile

Safety assessment of Synflorix was based on clinical trials involving the administration of 63,905 doses of Synflorix to 22,429 healthy children and 137 preterm infants as primary vaccination. Furthermore, 19,466 children and 116 preterm infants received a booster dose of Synflorix in the second year of life.

Safety was also assessed in 435 previously unvaccinated children from 2 to 5 years old of which 285 subjects received 2 doses of Synflorix.

In all trials, Synflorix was administered concurrently with the recommended childhood vaccines.

In infants, the most common adverse reactions observed after primary vaccination were redness at the injection site and irritability which occurred after approximately 41% and 55% of all doses respectively. Following booster vaccination, the most common adverse reactions were pain at the injection site and irritability, which occurred at approximately 51% and 53% respectively. The majority of these reactions were of mild to moderate severity and were not long lasting.

No increase in the incidence or severity of the adverse reactions was seen with subsequent doses of the primary vaccination series.

Local reactogenicity of primary vaccination course was similar in infants < 12 months of age and in children > 12 months of age except for injection site pain for which the incidence increased with increasing age: pain was reported by more than 39% of the infants < 12 months of age and by more than 58% of the children > 12 months of age.

Following booster vaccination, children > 12 months of age are more likely to experience injection site reactions compared to the rates observed in infants during the primary series with Synflorix.

Following catch-up vaccination in children 12 to 23 months of age, urticaria was reported more frequently (uncommon) compared to the rates observed in infants during primary and booster vaccination.

Reactogenicity was higher in children receiving whole cell pertussis vaccines concomitantly. In a clinical study children received either Synflorix (N=603) or 7-valent Prevenar (N=203) concomitantly with a DTPw containing vaccine. After the primary vaccination course, fever $\geq 38^{\circ}\text{C}$ and $> 39^{\circ}\text{C}$ was

reported respectively in 86.1% and 14.7% of children receiving Synflorix and in 82.9% and 11.6% of children vaccinated with 7-valent Prevenar.

In comparative clinical studies, the incidence of local and general adverse events reported within 4 days after each vaccination dose was within the same range as after vaccination with 7-valent Prevenar.

Tabulated list of adverse reactions

Adverse reactions (for all age groups) considered as being at least possibly related to vaccination have been categorised by frequency.

Frequencies are reported as:

- Very common: (≥ 1/10)
- Common: (≥1/100 to <1/10)
- Uncommon: (≥1/1,000 to <1/100)
- Rare: (≥1/10,000 to <1/1,000)
- Very rare: (<1/10,000)

System Organ Class	Frequency	Adverse reactions
Clinical trials		
Immune system disorders	Rare	Allergic reactions (such as allergic dermatitis, atopic dermatitis, eczema)
	Very rare	Angioedema
Metabolism and nutrition disorders	Very common	Appetite lost
Psychiatric disorders	Very common	Irritability
	Uncommon	Crying abnormal
Nervous system disorders	Very common	Drowsiness
	Rare	Convulsions (including febrile convulsions)
Vascular disorders	Very rare	Kawasaki disease
Respiratory, thoracic and mediastinal disorders	Uncommon	Apnoea in very premature infants (≤28 weeks of gestation) (see section 4.4)
Gastrointestinal disorders	Uncommon	Diarrhoea, vomiting
Skin and subcutaneous tissue disorders	Uncommon	Rash
	Rare	Urticaria
General disorders and administration site conditions	Very common	Pain, redness, swelling at the injection site, fever ≥38°C rectally (age < 2 years)
	Common	Injection site reactions like injection site induration, fever >39°C rectally (age < 2 years)
	Uncommon	Injection site reactions like injection site haematoma, haemorrhage and nodule
<i>Adverse reactions additionally reported after booster vaccination of primary series and/or catch-up vaccination:</i>		
Nervous system disorders	Uncommon	Headache (age 2 to 5 years)
Gastrointestinal disorders	Uncommon	Nausea (age 2 to 5 years)
General disorders and administration site conditions	Common	Fever ≥38°C rectally (age 2 to 5 years)
	Uncommon	Injection site reactions like pruritus, fever > 40°C rectally (age < 2 years), fever >39°C rectally (age 2 to 5 years), diffuse swelling of the injected limb, sometimes involving the adjacent joint
Post-marketing experience		
Immune system disorders	Very rare	Anaphylaxis
Nervous system disorders	Rare	Hypotonic-hyporesponsive episode

Special populations

Safety of Synflorix was assessed in 83 HIV positive (HIV+/+) infants (asymptomatic or with mild symptoms according to WHO classification), 101 HIV negative infants born from HIV positive mothers (HIV+/-) and 50 infants with sickle cell disease (SCD), receiving primary vaccination. Of these, 76, 96 and 49 infants, respectively, received a booster dose. Safety of Synflorix was also assessed in 50 children with SCD starting vaccination at 7-11 months of age, all of them receiving the booster vaccination, and in 50 children with SCD starting vaccination at 12-23 months of age. Results suggest comparable reactogenicity and safety profile of Synflorix between these high risk groups and healthy children.

Reporting of suspected adverse reactions

Reporting suspected adverse reactions after authorisation of the medicinal product is important. It allows continued monitoring of the benefit/risk balance of the medicinal product. Healthcare professionals are asked to report any suspected adverse reactions via [the national reporting system listed in Appendix V](#).

4.9 Overdose

No case of overdose has been reported.

5. PHARMACOLOGICAL PROPERTIES

5.1 Pharmacodynamic properties

Pharmacotherapeutic group: pneumococcal vaccines, ATC code: J07AL52

1. Epidemiological data

The 10 pneumococcal serotypes included in this vaccine represent the major disease-causing serotypes in Europe covering approximately 56% to 90% of invasive pneumococcal disease (IPD) in children <5 years of age. In this age group, serotypes 1, 5 and 7F account for 3.3% to 24.1% of IPD depending on the country and time period studied.

Pneumonia of different aetiologies is a leading cause of childhood morbidity and mortality globally. In prospective studies, *Streptococcus pneumoniae* was estimated to be responsible for 30-50% of pneumonia cases.

Acute otitis media (AOM) is a common childhood disease with different aetiologies. Bacteria can be responsible for 60-70% of clinical episodes of AOM. *Streptococcus pneumoniae* and Non-Typeable *Haemophilus influenzae* (NTHi) are the most common causes of bacterial AOM worldwide.

2. Efficacy and effectiveness in clinical trials

In a large-scale phase III/IV, double-blind, cluster-randomized, controlled, clinical trial in Finland (FinIP), children were randomised into 4 groups according to the two infant vaccination schedules [2-dose (3, 5 months of age) or 3-dose (3, 4, 5 months of age) primary schedule followed by a booster dose as of 11 months of age] to receive either Synflorix (2/3rd of clusters) or hepatitis vaccines as control (1/3rd of clusters). In the catch-up cohorts, children between 7-11 months of age at first vaccine dose received Synflorix or hepatitis B control vaccine according to a 2-dose primary schedule followed by a booster dose and children between 12-18 months of age at first vaccine dose received 2 doses of either Synflorix or hepatitis A control vaccine. Average follow-up, from first vaccination, was 24 to 28 months for invasive disease and hospital-diagnosed pneumonia. In a nested study, infants were followed up till approximately 21 months of age to assess impact on nasopharyngeal carriage and physician-diagnosed AOM reported by parents.

In a large-scale phase III, randomized, double-blind clinical trial (Clinical Otitis Media and Pneumonia Study - COMPAS) conducted in Argentina, Panama and Colombia, healthy infants aged 6 to 16 weeks received either Synflorix or hepatitis B control vaccine at 2, 4 and 6 months of age followed respectively by either Synflorix or hepatitis A control vaccine at 15 to 18 months of age.

2.1. Invasive pneumococcal disease (which includes sepsis, meningitis, bacteraemic pneumonia and bacteraemia)

Effectiveness/efficacy in infant cohort below 7 months of age at enrolment

Vaccine effectiveness or efficacy (VE) was demonstrated in preventing culture-confirmed IPD due to vaccine pneumococcal serotypes when Synflorix was given to infants in either 2+1 or 3+1 schedules in FinIP or 3+1 schedule in COMPAS (see Table 1).

Table 1: Number of vaccine serotype IPD cases and vaccine effectiveness (FinIP) or efficacy (COMPAS) in infants below 7 months of age at enrolment receiving at least one vaccine dose (Infant total vaccinated cohort)

Type of IPD	FinIP					COMPAS		
	No. of IPD cases			VE (95% CI)		No. of IPD cases		VE (95% CI)
	Synflorix 3+1 schedule	Synflorix 2+1 schedule	Control ⁽²⁾	3+1 schedule	2+1 schedule	Synflorix 3+1 schedule	Control	3+1 schedule
	N	N	N			N	N	
	10,273	10,054	10,200			11,798	11,799	
Vaccine serotype IPD ⁽¹⁾	0	1	12	100% ⁽³⁾ (82.8; 100)	91.8% ⁽⁴⁾ (58.3; 99.6)	0	18	100% ⁽⁵⁾ (77.3; 100)
Serotype 6B IPD	0	0	5	100% (54.9; 100)	100% (54.5; 100)	0	2	-
Serotype 14 IPD	0	0	4	100% (39.6; 100)	100% (43.3; 100)	0	9	100% (49.5; 100)

IPD Invasive Pneumococcal Disease

VE Vaccine effectiveness (FinIP) or efficacy (COMPAS)

N number of subjects per group

CI Confidence Interval

(1) In FinIP apart from serotypes 6B and 14, culture-confirmed vaccine serotype IPD cases included 7F (1 case in the Synflorix 2+1 clusters), 18C, 19F and 23F (1 case of each in the control clusters). In COMPAS, serotypes 5 (2 cases), 18C (4 cases) and 23F (1 case) were detected in control group in addition to serotypes 6B and 14.

(2) the 2 groups of control clusters of infants were pooled

(3) p-value<0.0001

(4) p-value=0.0009

(5) in the ATP cohort VE was 100% (95% CI: 74.3-100; 0 versus 16 cases)

In FinIP the overall observed VE against culture-confirmed IPD was 100% (95% CI: 85.6-100; 0 versus 14 cases) for the 3+1 schedule, 85.8% (95% CI: 49.1-97.8; 2 versus 14 cases) for the 2+1 schedule and 93.0% (95% CI: 74.9-98.9; 2 versus 14 cases) regardless of the primary vaccination schedule. In COMPAS it was 66.7% (95% CI: 21.8-85.9; 7 versus 21 cases).

Effectiveness following catch-up immunisation

Among the 15,447 children in the catch-up vaccinated cohorts, there were no culture-confirmed IPD cases in the Synflorix groups while 5 vaccine serotype IPD cases were observed in the control groups (serotypes 4, 6B, 7F, 14 and 19F).

2.2 Pneumonia

Efficacy against pneumonia was assessed in COMPAS. The mean duration follow-up from 2 weeks post-dose 3 in the ATP cohort was 23 months (range from 0 to 34 months) for the interim analysis (IA) and 30 months (range from 0 to 44 months) for the end-of-study analysis. At the end of this IA or end-of-study ATP follow-up period, the mean age was 29 months (range from 4 to 41 months) and 36 months (range from 4 to 50 months), respectively. The proportion of subjects who received the booster dose in the ATP cohort was 92.3% in both analyses.

Efficacy of Synflorix against first episodes of likely bacterial Community Acquired Pneumonia (CAP) occurring from 2 weeks after the administration of the 3rd dose was demonstrated in the ATP cohort (P value ≤ 0.002) in the interim analysis (event-driven; primary objective).

Likely bacterial CAP (B-CAP) is defined as radiologically confirmed CAP cases with either alveolar consolidation/pleural effusion on the chest X-ray, or with non alveolar infiltrates but with C reactive protein (CRP) ≥ 40 mg/L.

The vaccine efficacy against B-CAP observed at the interim analysis is presented below (table 2).

Table 2: Numbers and percentages of subjects with first episodes of B-CAP occurring from 2 weeks after the administration of the 3rd dose of Synflorix or control vaccine and vaccine efficacy (ATP cohort)

Synflorix N=10,295		Control vaccine N=10,201		Vaccine efficacy
n	% (n/N)	n	% (n/N)	
240	2.3%	304	3.0%	22.0% (95% CI: 7.7; 34.2)

N number of subjects per group

n/% number/percentage of subjects reporting a first episode of B-CAP anytime from 2 weeks after the administration of the 3rd dose

CI Confidence Interval

In the interim analysis (ATP cohort), the vaccine efficacy against first episodes of CAP with alveolar consolidation or pleural effusion (C-CAP, WHO definition) was 25.7% (95% CI: 8.4; 39.6) and against first episodes of clinically suspected CAP referred for X-ray was 6.7% (95% CI: 0.7; 12.3).

At the end-of-study analysis (ATP cohort), the vaccine efficacy (first episodes) against B-CAP was 18.2% (95% CI: 4.1; 30.3), against C-CAP 22.4% (95% CI: 5.7; 36.1) and against clinically suspected CAP referred for X-ray 7.3% (95% CI: 1.6; 12.6). Efficacy was 100% (95% CI: 41.9; 100) against bacteraemic pneumococcal pneumonia or empyema due to vaccine serotypes. The protection against B-CAP before booster dose and at the time or after booster dose was 13.6% (95% CI: -11.3; 33.0) and 21.7% (95% CI: 3.4; 36.5) respectively. For C-CAP it was 15.1% (95% CI: -15.5; 37.6) and 26.3% (95% CI: 4.4; 43.2) respectively.

The reduction in B-CAP and C-CAP was greatest in children < 36 months of age (vaccine efficacy of 20.6% (95% CI: 6.5; 32.6) and 24.2% (95% CI: 7.4; 38.0) respectively). Vaccine efficacy results in children > 36 months of age suggest a waning of protection. The persistence of protection against B-CAP and C-CAP beyond the age of 36 months is currently not established.

The results of the COMPAS study, which was performed in Latin America, should be interpreted with caution due to possible differences in epidemiology of pneumonia in different geographical locations.

In the FinIP study, vaccine effectiveness in reducing hospital-diagnosed pneumonia cases (identified based on the ICD 10 codes for pneumonia) was 26.7% (95% CI: 4.9; 43.5) in the 3+1 infant schedule and 29.3% (95% CI: 7.5; 46.3) in the 2+1 infant schedule. For catch-up vaccination, vaccine effectiveness was 33.2% (95% CI: 3.0; 53.4) in the 7-11 month cohort and 22.4% (95% CI: -8.7; 44.8) in the 12-18 month cohort.

2.3. Acute Otitis Media (AOM)

Two efficacy studies, COMPAS and POET (Pneumococcal Otitis Media Efficacy Trial), were conducted with pneumococcal conjugate vaccines containing protein D: Synflorix and an investigational 11-valent conjugate vaccine (which in addition contained serotype 3), respectively.

In COMPAS, 7,214 subjects [Total Vaccinated cohort (TVC)] were included in the AOM efficacy analysis of which 5,989 subjects were in the ATP cohort (Table 3).

Table 3: Vaccine efficacy against AOM⁽¹⁾ in COMPAS

Type or cause of AOM	Vaccine efficacy (95% CI)
	ATP ⁽²⁾
Clinical AOM	16.1% (-1.1; 30.4) ⁽³⁾
Any pneumococcal serotype	56.1% (13.4; 77.8)
10 pneumococcal vaccine serotypes	67.1% (17.0; 86.9)
Non-typeable <i>Haemophilus influenzae</i> (NTHi)	15.0% ⁽⁴⁾ (-83.8; 60.7)

CI Confidence Interval

(1) First episode

(2) Follow up period for a maximum of 40 months from 2 weeks after third primary dose

(3) Not statistically significant by pre-defined criteria (One sided p=0.032). However, in TVC cohort, vaccine efficacy against first clinical AOM episode was 19% (95% CI: 4.4; 31.4).

(4) Not statistically significant.

In another large randomised double-blind trial (POET) conducted in the Czech Republic and in Slovakia, 4,907 infants (ATP cohort) received either the 11-valent investigational vaccine (11Pn-PD) containing the 10 serotypes of Synflorix (along with serotype 3 for which efficacy was not demonstrated) or a control vaccine (hepatitis A vaccine) according to a 3, 4, 5 and 12-15 months vaccination schedule.

Efficacy of the 11 Pn-PD vaccine against the first occurrence of vaccine serotype AOM episode was 52.6% (95% CI: 35.0; 65.5). Serotype specific efficacy against the first AOM episode was demonstrated for serotypes 6B (86.5%, 95% CI: 54.9; 96.0), 14 (94.8%, 95% CI: 61.0; 99.3), 19F (43.3%, 95% CI: 6.3; 65.4) and 23F (70.8%, 95% CI: 20.8; 89.2). For other vaccine serotypes, the number of AOM cases was too limited to allow any efficacy conclusion to be drawn. Efficacy against any AOM episode due to any pneumococcal serotype was 51.5% (95% CI: 36.8; 62.9). The vaccine efficacy against the first episode of NTHi AOM was 31.1% (95% CI: -3.7; 54.2, not significant). Efficacy against any NTHi AOM episode was 35.3% (95% CI: 1.8; 57.4). The estimated vaccine efficacy against any clinical episodes of otitis media regardless of aetiology was 33.6% (95% CI: 20.8; 44.3).

Based on immunological bridging of the functional vaccine response (OPA) of Synflorix with the 11-valent formulation used within POET, it is expected that Synflorix provides similar protective efficacy against pneumococcal AOM.

No increase in the incidence of AOM due to other bacterial pathogens or non-vaccine/non-vaccine related serotypes was observed in either COMPAS (based on the few cases reported) or POET trial.

Effectiveness against physician-diagnosed AOM reported by parents was studied in the nested study within the FinIP trial. Vaccine effectiveness was 6.1% (95% CI: -2.7; 14.1) for the 3+1 schedule and 7.4% (95% CI -2.8; 16.6) for 2+1 schedule for this AOM endpoint in the infant vaccinated cohort.

2.4 Impact on nasopharyngeal carriage (NPC)

The effect of Synflorix on nasopharyngeal carriage was studied in 2 double-blind randomised studies using an inactive control: in the nested study of FinIP in Finland (5,023 subjects) and in COMPAS (1,700 subjects).

In both COMPAS and the nested Finnish study, Synflorix reduced vaccine type carriage with an apparent increase in non-vaccine (excluding vaccine-related) serotypes observed after booster. The results were not statistically significant across all analyses in COMPAS. However, taken together there was a trend for decrease in overall pneumococcal carriage.

In both studies there were significant decrease of individual serotypes 6B and 19F. In the nested Finnish study, a significant reduction was also observed for individual serotypes 14, 23F and, in the 3 dose primary schedule, for the cross-reactive serotype 19A.

In a clinical study NPC was assessed in HIV positive infants (N = 83) and HIV negative infants born from HIV positive mothers (N = 101) and compared to HIV negative infants born from HIV negative mothers (N = 100). The HIV exposure or infection did not appear to alter the effect of Synflorix on pneumococcal carriage up to 24-27 months of age, i.e. up to 15 months following booster vaccination.

3. Effectiveness in post-marketing surveillance

In Brazil, Synflorix was introduced into the national immunisation programme (NIP) using a 3+1 schedule in infants (2, 4, 6 months of age and a booster dose at 12 months) with a catch-up campaign in children up to 2 years of age. Based on almost 3 years of surveillance following Synflorix introduction, a matched case-control study reported a significant decrease in culture or PCR confirmed IPD due to any vaccine serotype, and IPD due to individual serotypes 6B, 14 and 19A.

Table 4: Summary of effectiveness of Synflorix for IPD in Brazil

Types of IPD⁽¹⁾	Adjusted Effectiveness⁽²⁾ % (95% CI)
Any vaccine serotype IPD ⁽³⁾	83.8% (65.9;92.3)
- Invasive pneumonia or bacteraemia	81.3% (46.9;93.4)
- Meningitis	87.7% (61.4;96.1)
IPD due to individual serotypes ⁽⁴⁾	
- 6B	82.8% (23.8;96.1)
- 14	87.7% (60.8;96.1)
- 19A	82.2% (10.7;96.4)

(1) Culture or PCR confirmed IPD

(2) The adjusted effectiveness represents the percent reduction in IPD in the Synflorix vaccinated group compared to the unvaccinated group, controlling for confounding factors.

(3) Culture or PCR confirmed cases for serotypes 4, 6B, 7F, 9V, 14, 18C, 19F and 23F contributed to the analysis.

(4) Individual serotypes for which statistical significance was reached in the effectiveness analysis controlling for confounding factors (no adjustment for multiplicity performed).

In Finland, Synflorix was introduced into NIP with a 2+1 schedule in infants (3, 5 months of age and a booster dose at 12 months) without catch-up campaign. Before and after NIP comparison suggests a significant decrease in the incidence of any culture confirmed IPD, any vaccine serotype IPD and IPD due to serotype 19A.

Table 5: Rates of IPD and the corresponding rate reductions in Finland

IPD	Incidence per 100,000 person years		Relative rate reduction ⁽¹⁾ % (95% CI)
	Before NIP	After NIP	
Any culture confirmed	62.9	12.9	80% (72;85)
Any vaccine serotype ⁽²⁾	49.1	4.2	92% (86;95)
Serotype 19A	5.5	2.1	62% (20;85)

(1) The relative rate reduction indicates how much the incidence of IPD in children of ≤5 years of age was reduced in the Synflorix cohort (followed for 3 years after NIP introduction) versus age and season matched non-vaccinated historical cohorts (each followed for 3 year periods before introduction of Synflorix into NIP).

(2) Culture confirmed cases for serotypes 1, 4, 6B, 7F, 9V, 14, 18C, 19F and 23F contributed to the analysis.

In Quebec, Canada, Synflorix was introduced into the infant immunisation programme (2 primary doses to infants less than 6 months of age and a booster dose at 12 months) following 4.5 years of use of 7-valent Prevenar. Based on 1.5 years of surveillance following Synflorix introduction, with over 90% coverage in the vaccine-eligible age group, a decrease in vaccine serotype IPD incidence (largely due to changes in serotype 7F disease) was observed with no concomitant increase in non-vaccine serotype IPD incidence. Overall, the incidence of IPD was 35/100,000 person-years in those cohorts exposed to Synflorix, and 64/100,000 person-years in those exposed to 7-valent Prevenar, representing a statistically significant difference ($p = 0.03$). No direct cause-and-effect can be inferred from observational studies of this type.

4. Immunogenicity data

4.1 Immunologic non-inferiority to 7-valent Prevenar

The assessment of potential efficacy against IPD pre-licensure was based on a comparison of immune responses to the seven serotypes shared between Synflorix and another pneumococcal conjugate vaccine for which protective efficacy was evaluated previously (i.e. 7-valent Prevenar), as recommended by the WHO. Immune responses to the extra three serotypes in Synflorix were also measured.

In a head-to-head comparative trial with 7-valent Prevenar, non-inferiority of the immune response to Synflorix measured by ELISA was demonstrated for all serotypes, except for 6B and 23F (upper limit of the 96.5% CI around the difference between groups >10%) (Table 6). For serotypes 6B and 23F, respectively, 65.9% and 81.4% of infants vaccinated at 2, 3 and 4 months reached the antibody threshold (i.e. 0.20 µg/ml) one month after the third dose of Synflorix versus 79.0% and 94.1% respectively, after three doses of 7-valent Prevenar. The clinical relevance of these differences is unclear, as Synflorix was observed to be effective against IPD caused by serotype 6B in a double-blind, cluster-randomized clinical study (see Table 1).

The percentage of vaccinees reaching the threshold for the three additional serotypes in Synflorix (1, 5 and 7F) was respectively 97.3%, 99.0% and 99.5% and was at least as good as the aggregate 7-valent Prevenar response against the 7 common serotypes (95.8%).

Table 6: Comparative analysis between 7-valent Prevenar and Synflorix in percentage of subjects with antibody concentrations $\geq 0.20 \mu\text{g/ml}$ one month post-dose 3

Antibody	Synflorix		7-valent Prevenar		Difference in % $\geq 0.20\mu\text{g/ml}$ (7-valent Prevenar minus Synflorix)		
	N	%	N	%	%	96.5% CI	
Anti-4	1106	97.1	373	100	2.89	1.71	4.16
Anti-6B	1100	65.9	372	79.0	13.12	7.53	18.28
Anti-9V	1103	98.1	374	99.5	1.37	-0.28	2.56
Anti-14	1100	99.5	374	99.5	-0.08	-1.66	0.71
Anti-18C	1102	96.0	374	98.9	2.92	0.88	4.57
Anti-19F	1104	95.4	375	99.2	3.83	1.87	5.50
Anti-23F	1102	81.4	374	94.1	12.72	8.89	16.13

Post-primary antibody geometric mean concentrations (GMCs) elicited by Synflorix against the seven serotypes in common were lower than those elicited by 7-valent Prevenar. Pre-booster GMCs (8 to 12 months after the last primary dose) were generally similar for the two vaccines. After the booster dose the GMCs elicited by Synflorix were lower for most serotypes in common with 7-valent Prevenar.

In the same study, Synflorix was shown to elicit functional antibodies to all vaccine serotypes. For each of the seven serotypes in common, 87.7% to 100% of Synflorix vaccinees and 92.1% to 100% of 7-valent Prevenar vaccinees reached an OPA titre ≥ 8 one month after the third dose. The difference between both vaccines in terms of percentage of subjects with OPA titres ≥ 8 was $<5\%$ for all serotypes in common, including 6B and 23F. Post-primary and post-booster OPA antibody geometric mean titres (GMTs) elicited by Synflorix were lower than those elicited by 7-valent Prevenar for the seven shared serotypes, except for serotype 19F.

For serotypes 1, 5 and 7F, the percentages of Synflorix vaccinees reaching an OPA titre ≥ 8 were respectively 65.7%, 90.9% and 99.6% after the primary vaccination course and 91.0%, 96.3% and 100% after the booster dose. The OPA response for serotypes 1 and 5 was lower in magnitude than the response for each of the other serotypes. The implications of these findings for protective efficacy are not known. The response to serotype 7F was in the same range as for the seven serotypes in common between the two vaccines.

It has also been demonstrated that Synflorix induces an immune response to the cross-reactive serotype 19A with 48.8% (95% CI: 42.9; 54.7) of vaccinees reaching an OPA titre ≥ 8 one month after a booster dose.

The administration of a fourth dose (booster dose) in the second year of life elicited an anamnestic antibody response as measured by ELISA and OPA for the vaccine serotypes and the cross-reactive serotype 19A demonstrating the induction of immune memory after the three-dose primary course.

4.2 Additional immunogenicity data

Infants from 6 weeks to 6 months of age

3-dose primary schedule

In clinical studies the immunogenicity of Synflorix was evaluated after a 3-dose primary vaccination series (6941 subjects) according to different schedules (including 6-10-14 weeks, 2-3-4, 3-4-5 or 2-4-6 months of age) and after a fourth (booster) dose (5645 subjects) given at least 6 months after the last primary dose and from the age of 9 months onwards. In general, comparable vaccine responses were observed for the different schedules, although somewhat higher immune responses were noted for the 2-4-6 month schedule.

2-dose primary schedule

In clinical studies the immunogenicity of Synflorix was evaluated after a 2-dose primary vaccination series (470 subjects) according to different schedules (including 6-14 weeks, 2-4 or 3-5 months of age) and after a third (booster) dose (470 subjects) given at least 6 months after the last primary dose and from the age of 9 months onwards.

A clinical study evaluated the immunogenicity of Synflorix in 2-dose or 3-dose primed subjects in four European countries. Although there was no significant difference between the two groups in the percentages of subjects with antibody concentration ≥ 0.20 $\mu\text{g/mL}$ (ELISA), the percentages of subjects for serotypes 6B and 23F were lower than for the other vaccine serotypes (Table 7 and Table 8). The percentage of subjects with OPA titres ≥ 8 in 2-dose primed subjects compared to 3-dose primed subjects were lower for serotypes 6B, 18C and 23F (74.4%, 82.8%, 86.3% respectively for the 2-dose schedule and 88.9%, 96.2%, 97.7% respectively for the 3-dose schedule). Overall, the persistence of the immune response until the booster at 11 months of age was lower in the 2-dose primed subjects. In both schedules, a booster response indicative of immunological priming was observed for each vaccine serotype (Table 7 and Table 8). After the booster dose a lower percentage of subjects with OPA titres ≥ 8 was observed in the 2-dose schedule for serotypes 5 (87.2% versus 97.5% for the 3-dose primed subjects) and 6B (81.1% versus 90.3%), all other responses were comparable.

Table 7: Percentage of 2-dose primed subjects with antibody concentrations ≥ 0.20 $\mu\text{g/ml}$ one month post-primary and one month post-booster

Antibody	≥ 0.20 $\mu\text{g/mL}$ (ELISA)					
	Post-primary			Post-booster		
	%	95% CI		%	95% CI	
Anti-1	97.4	93.4	99.3	99.4	96.5	100
Anti-4	98.0	94.4	99.6	100	97.6	100
Anti-5	96.1	91.6	98.5	100	97.6	100
Anti-6B	55.7	47.3	63.8	88.5	82.4	93.0
Anti-7F	96.7	92.5	98.9	100	97.7	100
Anti-9V	93.4	88.2	96.8	99.4	96.5	100
Anti-14	96.1	91.6	98.5	99.4	96.5	100
Anti-18C	96.1	91.6	98.5	100	97.7	100
Anti-19F	92.8	87.4	96.3	96.2	91.8	98.6
Anti-23F	69.3	61.3	76.5	96.1	91.7	98.6

Table 8: Percentage of 3-dose primed subjects with antibody concentrations ≥ 0.20 $\mu\text{g/ml}$ one month post-primary and one month post-booster

Antibody	≥ 0.20 $\mu\text{g/mL}$ (ELISA)					
	Post-primary			Post-booster		
	%	95% CI		%	95% CI	
Anti-1	98.7	95.3	99.8	100	97.5	100
Anti-4	99.3	96.4	100	100	97.5	100
Anti-5	100	97.6	100	100	97.5	100
Anti-6B	63.1	54.8	70.8	96.6	92.2	98.9
Anti-7F	99.3	96.4	100	100	97.5	100
Anti-9V	99.3	96.4	100	100	97.5	100
Anti-14	100	97.6	100	98.6	95.2	99.8
Anti-18C	99.3	96.4	100	99.3	96.3	100
Anti-19F	96.1	91.6	98.5	98.0	94.2	99.6
Anti-23F	77.6	70.2	84.0	95.9	91.3	98.5

For the cross-reactive serotype 19A, similar ELISA antibody GMCs were observed post-primary and post-booster for the 2-dose schedule (0.14 $\mu\text{g/ml}$ (95% CI: 0.12; 0.17) and 0.73 $\mu\text{g/ml}$ (95% CI: 0.58; 0.92)) and the 3-dose schedule (0.19 $\mu\text{g/ml}$ (95% CI: 0.16; 0.24) and 0.87 $\mu\text{g/ml}$ (95% CI: 0.69; 1.11)). The percentage of subjects with OPA titres ≥ 8 and GMTs observed post-primary and post-

booster were lower in the 2-dose schedule than that in the 3-dose schedule. In both schedules, a booster response indicative of immunological priming was observed.

The clinical consequences of the lower post-primary and post-booster immune responses observed after the 2-dose primary schedule are not known.

A clinical study conducted in South Africa assessed the immunogenicity of Synflorix after 3-dose (6-10-14 weeks of age) or 2-dose (6-14 weeks of age) priming followed by a booster dose at 9-10 months of age. After primary vaccination, for the vaccine serotypes the percentages of subjects reaching antibody threshold and with OPA titres ≥ 8 were similar after 2-dose compared to 3-dose except lower OPA percentage for serotype 14. The antibody GMCs and OPA GMTs were lower after 2-dose for most vaccine serotypes.

For the cross-reactive serotype 19A, similar percentages of subjects reaching antibody threshold and OPA titres ≥ 8 and similar antibody GMC and OPA GMT were observed post-primary in both groups. Overall, the pre-booster persistence of immune responses was lower in the 2-dose compared to the 3-dose priming group for most vaccine serotypes and was similar for serotype 19A.

Booster dose at 9-10 months of age

In the study conducted in South Africa, the booster dose given at 9-10 months of age induced marked increases in antibody GMCs and OPA GMTs for each vaccine serotype and serotype 19A in both 2-dose and 3-dose priming groups indicative of immunological priming.

Booster dose at 9-12 versus 15-18 months of age

A clinical study conducted in India assessing a booster dose given at 9-12 or 15-18 months of age in 66 and 71 children, respectively, following primary vaccination at 6, 10 and 14 weeks of age, did not suggest differences between groups in terms of antibody GMCs. Higher OPA GMTs in the group boosted at 15-18 months of age were observed for most of the vaccine serotypes and serotype 19A. However, the clinical relevance of this observation is not known.

Immune memory

In the follow-up of the European study evaluating the 2-dose and 3-dose primary vaccination schedules, the persistence of antibodies at 36-46 months of age was demonstrated in subjects that had received a 2-dose primary series followed by a booster dose with at least 83.7% of subjects remaining seropositive for vaccine serotypes and the cross-reactive serotype 19A. In subjects that had received a 3-dose primary series followed by a booster dose, at least 96.5% of the subjects remained seropositive for vaccine serotypes and 86.4% for serotype 19A. After a single dose of Synflorix, administered during the 4th year of life, as a challenge dose, the fold increase in ELISA antibody GMCs and OPA GMTs, pre to post vaccination, was similar in 2-dose primed subjects to that in 3-dose primed subjects. These results are indicative of immunological memory in primed subjects for all vaccine serotypes and the cross-reactive serotype 19A.

Unvaccinated infants and children ≥ 7 months of age

The immune responses elicited by Synflorix in previously unvaccinated older children were evaluated in three clinical studies.

The first clinical study evaluated the immune responses for vaccine serotypes and the cross-reactive serotype 19A in children aged 7-11 months, 12-23 months and 2 to 5 years:

- Children aged 7-11 months received 2 primary doses followed by a booster dose in the second year of life. The immune responses after the booster dose in this age group were generally similar to those observed after the booster dose in infants who had been primed with 3 doses below 6 months of age.

- In children aged 12-23 months, the immune responses elicited after two doses were comparable to the responses elicited after three doses in infants below 6 months of age, except for vaccine serotypes 18C and 19F as well as serotype 19A for which responses were higher in the 12-23 months children.
- In children aged 2 to 5 years that received 1 dose, the ELISA antibody GMCs were similar for 6 vaccine serotypes as well as serotype 19A than those achieved following a 3-dose vaccination schedule in infants below 6 months of age while they were lower for 4 vaccine serotypes (serotypes 1, 5, 14 and 23F). The OPA GMTs were similar or higher following a single dose than a 3-dose primary course in infants below 6 months of age, except for serotype 5.

In the second clinical study, a single dose administered four months after two catch-up doses at 12-20 months of age elicited a marked increase of ELISA GMCs and OPA GMTs (when comparing the responses pre and post the last dose), indicating that two catch-up doses provide adequate priming.

The third clinical study showed that the administration of 2 doses with a 2 month interval starting at 36-46 months of age resulted in higher ELISA antibody GMCs and OPA GMTs than those observed one month after a 3-dose primary vaccination for each vaccine serotype and the cross-reactive serotype 19A. The proportion of subjects with an ELISA antibody concentration $\geq 0.20 \mu\text{g/mL}$ or an OPA titre ≥ 8 for each vaccine serotype was comparable or higher in the catch-up group than in the 3-dose primed infants.

Long-term persistence of antibodies has not been investigated after administration of a primary series in infants plus booster or after a 2-dose priming in older children.

In a clinical study, it has been demonstrated that Synflorix can be safely administered as a booster dose in the second year of life to children who had received 3 primary doses of 7-valent Prevenar. This study has shown that the immune responses against the 7 common serotypes were comparable to those elicited by a booster dose of 7-valent Prevenar. However, children who received 7-valent Prevenar for the primary series would not be primed against the additional serotypes contained in Synflorix (1, 5, 7F). Therefore the degree and duration of protection against invasive pneumococcal disease and otitis media due to these three serotypes in children of this age group following a single dose of Synflorix cannot be predicted.

4.3. Immunogenicity data in preterm infants

Immunogenicity of Synflorix in very preterm (gestation period of 27-30 weeks) (N=42), preterm (gestation period of 31-36 weeks) (N=82) and full term (gestation period > 36 weeks) (N=132) infants was evaluated following a 3-dose primary vaccination course at 2, 4, 6 months of age. Immunogenicity following a fourth dose (booster dose) at 15 to 18 months of age was evaluated in 44 very preterm, 69 preterm and 127 full term infants.

One month after primary vaccination (i.e. after the third dose), for each vaccine serotype at least 92.7% of subjects achieved ELISA antibody concentrations $\geq 0.20 \mu\text{g/ml}$ and at least 81.7% achieved OPA titres ≥ 8 except serotype 1 (at least 58.8% with OPA titres ≥ 8). Similar antibody GMCs and OPA GMTs were observed for all infants except lower antibody GMCs for serotypes 4, 5, 9V and the cross-reactive serotype 19A in very preterms and serotype 9V in preterms and lower OPA GMT for serotype 5 in very preterms. The clinical relevance of these differences is not known.

One month after the booster dose increases of ELISA antibody GMCs and OPA GMTs were seen for each vaccine serotype and the cross-reactive serotype 19A, indicative of immunological memory. Similar antibody GMCs and OPA GMTs were observed for all infants except a lower OPA GMT for serotype 5 in very preterm infants. Overall, for each vaccine serotype at least 97.6% of subjects achieved ELISA antibody concentrations $\geq 0.20 \mu\text{g/ml}$ and at least 91.9% achieved OPA titres ≥ 8 .

4.4. Immunogenicity in special population

HIV positive (HIV+/+) infants and HIV negative infants born from HIV positive mothers (HIV+/-)

In a clinical study conducted in South Africa the immunogenicity of Synflorix administered as a 3-dose primary vaccination course (at 6, 10 and 14 weeks of age) followed by a booster dose (at 9 to 10 months of age) was assessed in 70 HIV positive (HIV+/+) infants, 91 HIV negative infants born from HIV positive mothers (HIV+/-) and 93 HIV negative infants born from HIV negative mothers (HIV-/-). Only HIV+/+ infants with WHO classification stage 1 (asymptomatic) or 2 (mild symptoms) were to be enrolled.

For most vaccine serotypes, group comparisons did not suggest any differences in post-primary immune responses between the HIV+/+ and HIV-/- groups, or the HIV+/- and HIV-/- groups, except for a trend towards a lower percentage of subjects reaching OPA titres ≥ 8 and lower OPA GMTs in the HIV+/+ group. The clinical relevance of this lower post-primary OPA response is not known. For the cross-reactive serotype 19A, the results did not suggest any differences in ELISA antibody GMCs and OPA GMTs between groups.

The booster dose of Synflorix in HIV+/+ and HIV+/- infants induced robust increases in ELISA antibody GMCs and OPA GMTs for each vaccine serotype and serotype 19A indicative of immunological priming. For most vaccine serotypes and serotype 19A, group comparisons did not suggest any differences post-booster dose in ELISA antibody GMCs and OPA GMTs between the HIV+/+ and HIV-/- groups, or the HIV+/- and HIV-/- groups.

The results for protein D suggested comparable post-primary and post-booster immune responses between groups.

In each group, persistence of the immune responses was observed at 24-27 months of age, i.e. up to 15 months following booster vaccination.

Children with sickle cell disease

A clinical study conducted in Burkina Faso assessed the immunogenicity of Synflorix administered to 146 children with SCD (haemoglobin SS disease, haemoglobin SC disease or with β -thalassaemia) compared to 143 age-matched children without SCD. Among children with SCD, 48 children <6 months of age received primary vaccination at 8, 12 and 16 weeks of age, followed by a booster dose at 9-10 months of age, 50 children aged 7-11 months and 48 aged 12-23 months started catch-up vaccination according to their age. The immune response to Synflorix for each of the vaccine serotypes and serotype 19A, as well as for protein D, did not appear to be influenced by SCD.

The European Medicines Agency has deferred the obligation to submit the results of studies with Synflorix in one or more subsets of the paediatric population in diseases caused by *Streptococcus pneumoniae* and in acute otitis media caused by *Haemophilus influenzae* (see section 4.2 for information on paediatric use).

5.2 Pharmacokinetic properties

Evaluation of pharmacokinetic properties is not available for vaccines.

5.3 Preclinical safety data

Studies with an 11-valent vaccine formulation representative for Synflorix revealed no special hazard for humans based on conventional studies of safety pharmacology, single and repeated dose toxicity.

6. PHARMACEUTICAL PARTICULARS

6.1 List of excipients

Sodium chloride
Water for injections

For adsorbent, see section 2.

6.2 Incompatibilities

In the absence of compatibility studies, this medicinal product must not be mixed with other medicinal products.

6.3 Shelf life

4 years

Multidose vial

After first opening of the multidose vial, immediate use is recommended. If not used immediately, the vaccine should be stored in a refrigerator (2°C – 8°C). If not used within 6 hours it should be discarded.

6.4 Special precautions for storage

Store in a refrigerator (2°C – 8°C).

Do not freeze.

Store in the original package in order to protect from light.

Multidose vial

For storage conditions after first opening of the medicinal product, see section 6.3.

6.5 Nature and contents of container

Pre-filled syringe

0.5 ml suspension in a pre-filled syringe (type I glass) with a stopper (butyl rubber) with or without needles. Pack size of 1, 10 or 50.

Vial

0.5 ml suspension in a vial (type I glass) with a stopper (butyl rubber). Pack size of 1, 10 or 100.

Multidose vial

1 ml suspension in a vial (type I glass) with a stopper (butyl rubber) for 2 doses. Pack size of 100.

Not all pack sizes may be marketed.

6.6 Special precautions for disposal and other handling

Pre-filled syringe

A fine white deposit with a clear colourless supernatant may be observed upon storage of the pre-filled syringe. This does not constitute a sign of deterioration.

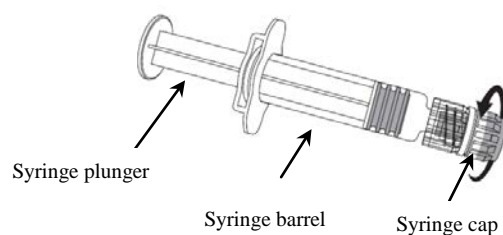
The content of the pre-filled syringe should be inspected visually both before and after shaking for any foreign particulate matter and/or abnormal physical appearance prior to administration. In the event of either being observed, discard the vaccine.

The vaccine should be allowed to reach room temperature before use.

The vaccine should be well shaken before use.

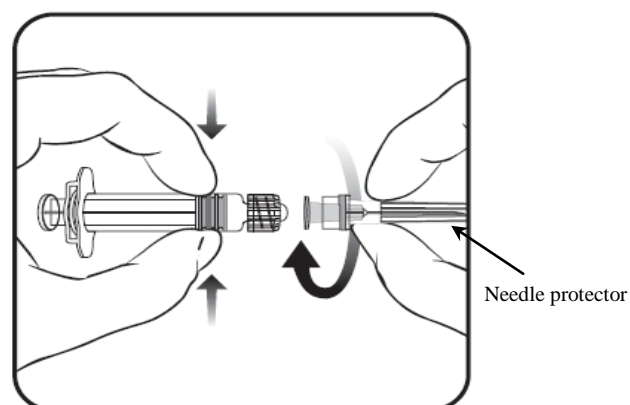
Instructions for administration of the vaccine

1. Holding the syringe **barrel** in one hand (avoid holding the syringe plunger), unscrew the syringe cap by twisting it anticlockwise.



2. To attach the needle to the syringe, twist the needle clockwise into the syringe until you feel it lock.

3. Remove the needle protector, which on occasion can be a little stiff.



Vial

A fine white deposit with a clear colourless supernatant may be observed upon storage of the vial. This does not constitute a sign of deterioration.

The content of the vial should be inspected visually both before and after shaking for any foreign particulate matter and/or abnormal physical appearance prior to administration. In the event of either being observed, discard the vaccine.

The vaccine should be allowed to reach room temperature before use.

The vaccine should be well shaken before use.

Multidose vial

A fine white deposit with a clear colourless supernatant may be observed upon storage of the vial. This does not constitute a sign of deterioration.

The content of the vial should be inspected visually both before and after shaking for any foreign particulate matter and/or abnormal physical appearance prior to administration. In the event of either being observed, discard the vaccine.

The vaccine should be allowed to reach room temperature before use.

The vaccine should be well shaken before use.

When using a multidose vial, each 0.5 ml dose should be withdrawn using a sterile needle and syringe; precautions should be taken to avoid contamination of the contents.

Any unused medicinal product or waste material should be disposed of in accordance with local requirements.

7. MARKETING AUTHORISATION HOLDER

GlaxoSmithKline Biologicals S.A.
Rue de l'Institut 89
B-1330 Rixensart, Belgium

8. MARKETING AUTHORISATION NUMBER(S)

Pre-filled syringe

EU/1/09/508/001

EU/1/09/508/002

EU/1/09/508/003

EU/1/09/508/004

EU/1/09/508/005

EU/1/09/508/010

Vial

EU/1/09/508/006

EU/1/09/508/007

EU/1/09/508/008

Multidose vial

EU/1/09/508/009

9. DATE OF FIRST AUTHORISATION/RENEWAL OF THE AUTHORISATION

Date of first authorisation: 30 March 2009

Date of latest renewal: 21 February 2014

10. DATE OF REVISION OF THE TEXT

Detailed information on this medicinal product is available on the website of the European Medicines Agency <http://www.ema.europa.eu/>.

ANNEX II

- A. MANUFACTURERS OF THE BIOLOGICAL ACTIVE SUBSTANCES AND MANUFACTURER RESPONSIBLE FOR BATCH RELEASE**
- B. CONDITIONS OR RESTRICTIONS REGARDING SUPPLY AND USE**
- C. OTHER CONDITIONS AND REQUIREMENTS OF THE MARKETING AUTHORISATION**
- D. CONDITIONS FOR RESTRICTIONS WITH REGARD TO THE SAFE AND EFFECTIVE USE OF THE MEDICINAL PRODUCT**

A. MANUFACTURERS OF THE BIOLOGICAL ACTIVE SUBSTANCES AND MANUFACTURER RESPONSIBLE FOR BATCH RELEASE

Name and address of the manufacturers of the biological active substances

GlaxoSmithKline Biologicals S.A.
Parc de la Noire Epine
Rue Fleming 20
B-1300 Wavre
Belgium

GlaxoSmithKline Biologicals S.A.
89, rue de l'Institut
BE-1330 Rixensart
Belgium

GlaxoSmithKline Biologicals Kft.
Homoki Nagy István utca 1.
2100 Gödöllő
Hungary

GlaxoSmithKline Biologicals
10, Tuas South Avenue 8
Singapore 637421
Singapore

Name and address of the manufacturer responsible for batch release

GlaxoSmithKline Biologicals S.A.
89, rue de l'Institut
BE-1330 Rixensart
Belgium

B. CONDITIONS OR RESTRICTION REGARDING SUPPLY AND USE

Medicinal product subject to medical prescription.

- **Official batch release**

In accordance with Article 114 of Directive 2001/83/EC, the official batch release will be undertaken by a state laboratory or a laboratory designated for that purpose.

C. OTHER CONDITIONS AND REQUIREMENTS OF THE MARKETING AUTHORISATION

- **Periodic Safety Update Reports**

The requirements for submission of periodic safety update reports for this medicinal product are set out in the list of Union reference dates (EURD list) provided for under Article 107c(7) of Directive 2001/83/EC and any subsequent updates published on the European medicines web-portal.

D. CONDITIONS OR RESTRICTIONS WITH REGARD TO THE SAFE AND EFFECTIVE USE OF THE MEDICINAL PRODUCT

- **Risk Management Plan (RMP)**

The MAH shall perform the required pharmacovigilance activities and interventions detailed in the agreed RMP presented in Module 1.8.2 of the Marketing Authorisation and any agreed subsequent updates of the RMP.

An updated RMP should be submitted:

- At the request of the European Medicines Agency;
- Whenever the risk management system is modified, especially as the result of new information being received that may lead to a significant change to the benefit/risk profile or as the result of an important (pharmacovigilance or risk minimisation) milestone being reached

ANNEX III
LABELLING AND PACKAGE LEAFLET

A. LABELLING

**PARTICULARS TO APPEAR ON THE OUTER PACKAGING
CARTON OF PRE-FILLED SYRINGE WITH OR WITHOUT NEEDLE, PACK OF 1, 10, 50**

1. NAME OF THE MEDICINAL PRODUCT

Synflorix suspension for injection in pre-filled syringe
Pneumococcal polysaccharide conjugate vaccine (adsorbed)

2. STATEMENT OF ACTIVE SUBSTANCE(S)

Each 0.5 ml dose contains 1 microgram of polysaccharide for serotypes 1, 5, 6B, 7F, 9V, 14 and 23F, and 3 micrograms of serotypes 4, 18C and 19F.

3. LIST OF EXCIPIENTS

Sodium chloride
Water for injections

4. PHARMACEUTICAL FORM AND CONTENTS

Suspension for injection in pre-filled syringe

1 pre-filled syringe
1 dose (0.5 ml)

10 pre-filled syringes
10 doses (0.5 ml)

1 pre-filled syringe + 1 needle
1 dose (0.5 ml)

10 pre-filled syringes + 10 needles
10 x 1 dose (0.5 ml)

1 pre-filled syringe + 2 needles
1 dose (0.5 ml)

50 pre-filled syringes
50 doses (0.5 ml)

5. METHOD AND ROUTE(S) OF ADMINISTRATION

Read the package leaflet before use
Intramuscular use
The vaccine should be allowed to reach room temperature before use.
Shake well before use

6. SPECIAL WARNING THAT THE MEDICINAL PRODUCT MUST BE STORED OUT OF THE SIGHT AND REACH OF CHILDREN

Keep out of the sight and reach of children.

7. OTHER SPECIAL WARNING(S), IF NECESSARY

8. EXPIRY DATE

EXP

9. SPECIAL STORAGE CONDITIONS

Store in a refrigerator
Do not freeze
Store in the original package in order to protect from light

10. SPECIAL PRECAUTIONS FOR DISPOSAL OF UNUSED MEDICINAL PRODUCTS OR WASTE MATERIALS DERIVED FROM SUCH MEDICINAL PRODUCTS, IF APPROPRIATE

Dispose of in accordance with local regulations.

11. NAME AND ADDRESS OF THE MARKETING AUTHORISATION HOLDER

GlaxoSmithKline Biologicals s.a.
Rue de l'Institut 89
B-1330 Rixensart, Belgium

12. MARKETING AUTHORISATION NUMBER(S)

EU/1/09/508/001 – pack of 1 without needle
EU/1/09/508/002 – pack of 10 without needle
EU/1/09/508/003 – pack of 1 with 1 needle
EU/1/09/508/004 – pack of 10 with 10 needles
EU/1/08/508/005 – pack of 1 with 2 needles
EU/1/09/508/010 – pack of 50 without needle

13. BATCH NUMBER

Lot

14. GENERAL CLASSIFICATION FOR SUPPLY

Medicinal product subject to medical prescription.

15. INSTRUCTIONS ON USE

16. INFORMATION IN BRAILLE

Justification for not including Braille accepted.

**MINIMUM PARTICULARS TO APPEAR ON SMALL IMMEDIATE PACKAGING UNITS
PRE-FILLED SYRINGE LABEL**

1. NAME OF THE MEDICINAL PRODUCT AND ROUTE(S) OF ADMINISTRATION

Synflorix suspension for injection in pre-filled syringe
IM

2. METHOD OF ADMINISTRATION

3. EXPIRY DATE

EXP

4. BATCH NUMBER

Lot

5. CONTENTS BY WEIGHT, BY VOLUME OR BY UNIT

1 dose (0.5 ml)

6. OTHER

**PARTICULARS TO APPEAR ON THE OUTER PACKAGING
VIAL, PACK OF 1, 10, 100**

1. NAME OF THE MEDICINAL PRODUCT

Synflorix suspension for injection
Pneumococcal polysaccharide conjugate vaccine (adsorbed)

2. STATEMENT OF ACTIVE SUBSTANCE(S)

Each 0.5 ml dose contains 1 microgram of polysaccharide for serotypes 1, 5, 6B, 7F, 9V, 14 and 23F, and 3 micrograms of serotypes 4, 18C and 19F.

3. LIST OF EXCIPIENTS

Sodium chloride
Water for injections

4. PHARMACEUTICAL FORM AND CONTENTS

Suspension for injection

1 vial
1 dose (0.5 ml)

10 vials
10 x 1 dose (0.5 ml)

100 vials
100 x 1 dose (0.5 ml)

5. METHOD AND ROUTE(S) OF ADMINISTRATION

Read the package leaflet before use
Intramuscular use
The vaccine should be allowed to reach room temperature before use
Shake well before use

6. SPECIAL WARNING THAT THE MEDICINAL PRODUCT MUST BE STORED OUT OF THE SIGHT AND REACH OF CHILDREN

Keep out of the sight and reach of children.

7. OTHER SPECIAL WARNING(S), IF NECESSARY

8. EXPIRY DATE

EXP

9. SPECIAL STORAGE CONDITIONS

Store in a refrigerator
Do not freeze
Store in the original package in order to protect from light

10. SPECIAL PRECAUTIONS FOR DISPOSAL OF UNUSED MEDICINAL PRODUCTS OR WASTE MATERIALS DERIVED FROM SUCH MEDICINAL PRODUCTS, IF APPROPRIATE

Dispose of in accordance with local regulations.

11. NAME AND ADDRESS OF THE MARKETING AUTHORISATION HOLDER

GlaxoSmithKline Biologicals s.a.
Rue de l'Institut 89
B-1330 Rixensart, Belgium

12. MARKETING AUTHORISATION NUMBER(S)

EU/1/09/508/006 – pack of 1
EU/1/09/508/007 – pack of 10
EU/1/09/508/008 – pack of 100

13. BATCH NUMBER

Lot

14. GENERAL CLASSIFICATION FOR SUPPLY

Medicinal product subject to medical prescription.

15. INSTRUCTIONS ON USE

16. INFORMATION IN BRAILLE

Justification for not including Braille accepted.

**MINIMUM PARTICULARS TO APPEAR ON SMALL IMMEDIATE PACKAGING UNITS
VIAL LABEL**

1. NAME OF THE MEDICINAL PRODUCT AND ROUTE(S) OF ADMINISTRATION

Synflorix suspension for injection
IM

2. METHOD OF ADMINISTRATION

3. EXPIRY DATE

EXP

4. BATCH NUMBER

Lot

5. CONTENTS BY WEIGHT, BY VOLUME OR BY UNIT

1 dose (0.5 ml)

6. OTHER

**PARTICULARS TO APPEAR ON THE OUTER PACKAGING
VIAL MULTIDOSE (2 DOSES), PACK OF 100**

1. NAME OF THE MEDICINAL PRODUCT

Synflorix suspension for injection in multidose container
Pneumococcal polysaccharide conjugate vaccine (adsorbed)

2. STATEMENT OF ACTIVE SUBSTANCE(S)

Each 0.5 ml dose contains 1 microgram of polysaccharide for serotypes 1, 5, 6B, 7F, 9V, 14 and 23F, and 3 micrograms of serotypes 4, 18C and 19F.

3. LIST OF EXCIPIENTS

Sodium chloride
Water for injections

4. PHARMACEUTICAL FORM AND CONTENTS

Suspension for injection in multidose container

100 MULTIDOSE vials (2 doses per vial – 0.5 ml per dose)

5. METHOD AND ROUTE(S) OF ADMINISTRATION

Read the package leaflet before use
Intramuscular use
The vaccine should be allowed to reach room temperature before use
Shake well before use

6. SPECIAL WARNING THAT THE MEDICINAL PRODUCT MUST BE STORED OUT OF THE SIGHT AND REACH OF CHILDREN

Keep out of the sight and reach of children.

7. OTHER SPECIAL WARNING(S), IF NECESSARY

8. EXPIRY DATE

EXP

9. SPECIAL STORAGE CONDITIONS

Store in a refrigerator

Do not freeze
Store in the original package in order to protect from light
Should be used within 6 hours after first broaching of the vial

10. SPECIAL PRECAUTIONS FOR DISPOSAL OF UNUSED MEDICINAL PRODUCTS OR WASTE MATERIALS DERIVED FROM SUCH MEDICINAL PRODUCTS, IF APPROPRIATE

Dispose of in accordance with local regulations.

11. NAME AND ADDRESS OF THE MARKETING AUTHORISATION HOLDER

GlaxoSmithKline Biologicals s.a.
Rue de l'Institut 89
B-1330 Rixensart, Belgium

12. MARKETING AUTHORISATION NUMBER(S)

EU//1/09/508/009

13. BATCH NUMBER

Lot

14. GENERAL CLASSIFICATION FOR SUPPLY

Medicinal product subject to medical prescription.

15. INSTRUCTIONS ON USE

16. INFORMATION IN BRAILLE

Justification for not including Braille accepted.

**MINIMUM PARTICULARS TO APPEAR ON SMALL IMMEDIATE PACKAGING UNITS
VIAL LABEL MULTIDOSE (2 DOSES)**

1. NAME OF THE MEDICINAL PRODUCT AND ROUTE(S) OF ADMINISTRATION

Synflorix injection
IM

2. METHOD OF ADMINISTRATION

3. EXPIRY DATE

EXP

4. BATCH NUMBER

Lot

5. CONTENTS BY WEIGHT, BY VOLUME OR BY UNIT

2 doses (0.5 ml per dose)

6. OTHER

B. PACKAGE LEAFLET

Package leaflet: Information for the user

Synflorix suspension for injection in pre-filled syringe Pneumococcal polysaccharide conjugate vaccine (adsorbed)

Read all of this leaflet carefully before your child receives this vaccine because it contains important information for you.

- Keep this leaflet. You may need to read it again.
- If you have any further questions, ask your doctor or pharmacist.
- This vaccine has been prescribed for your child only. Do not pass it on to others.
- If your child gets any side effects, talk to your doctor or pharmacist. This includes any possible side effects not listed in this leaflet. See section 4.

What is in this leaflet

1. What Synflorix is and what it is used for
2. What you need to know before your child receives Synflorix
3. How Synflorix is given
4. Possible side effects
5. How to store Synflorix
6. Contents of the pack and other information

1. What synflorix is and what it is used for

Synflorix is a pneumococcal conjugate vaccine. Your doctor or nurse will inject your child with this vaccine.

It is used to help protect your child from 6 weeks up to 5 years of age against:

a bacteria called '*Streptococcus pneumoniae*'. This bacteria can cause serious illnesses including meningitis, sepsis and bacteraemia (bacteria in blood stream) as well as ear infection or pneumonia.

How Synflorix works

Synflorix helps your body to make its own antibodies. The antibodies form a part of the immune system that will protect your child against these diseases.

2. What you need to know before your child receives Synflorix

Synflorix should not be given if:

- your child has ever had an allergic reaction (is hypersensitive) to the active substance, or any of the other ingredients in this vaccine (listed in Section 6).
Signs of an allergic reaction may include itchy skin rash, being short of breath and swelling of the face or tongue.
- your child has a severe infection with a high temperature (over 38°C). If this applies to your child then the vaccination will be postponed until your child is feeling better. A minor infection such as a cold should not be a problem. However, talk to your doctor first.

Synflorix should not be given if any of the above applies to your child. If you are not sure, talk to your doctor or pharmacist before your child is given Synflorix.

Warnings and precautions:

Check with your doctor or pharmacist before giving this vaccine if:

- your child has a bleeding problem or bruises easily.

In children as of 2 years of age, fainting can occur following, or even before, any needle injection, therefore tell the doctor or nurse if your child fainted with a previous injection.

As with all vaccines, Synflorix may not fully protect all children who are vaccinated.

Synflorix will only protect against infections caused by the bacteria for which the vaccine has been developed.

Children with a weakened immune system (such as due to HIV infection or immunosuppressive therapy) may not get the full benefit from Synflorix.

If you are not sure, talk to your doctor or pharmacist before having Synflorix.

Other medicines and Synflorix

Tell your doctor or pharmacist if your child is taking or has recently taken or might take any other medicines. This includes medicines obtained without a prescription or if they have recently received any other vaccine. Synflorix may not work as well if your child is taking medicines that affect the immune system to fight infection.

Synflorix can be given at the same time as other childhood vaccines such as diphtheria, tetanus, pertussis (whooping cough), *Haemophilus influenzae* type b, oral or inactivated polio, hepatitis B, measles-mumps-rubella, varicella, oral rotavirus vaccines as well as meningococcal serogroup C and serogroups A, C, W-135, Y conjugate vaccines. A different place for the injection will be used for each vaccine.

Your doctor may ask you to give your child a medicine that lowers fever (such as paracetamol) before or immediately after Synflorix is given. This can help to lower some of the side effects (febrile reactions) of Synflorix. However if your child has received paracetamol before or immediately after Synflorix is given, the obtained levels of antibodies may be slightly reduced. It is not known whether the reduction in antibody levels has an impact on the protection against pneumococcal disease.

Synflorix contains sodium

This medicinal product contains less than 1 mmol sodium (23 mg) per dose, i.e. essentially 'sodium-free'.

3. How Synflorix is given

How the vaccine is given

Synflorix is always injected into a muscle. This is usually in the thigh or upper arm.

How much is given

Usually, your child (from 6 weeks to 6 months of age) will receive a course of 4 injections according to official recommendations or an alternative schedule may be used by the health care professional. It is important to follow the instructions from the doctor or nurse to complete the courses of injections.

- Each injection will be given at least one month apart except for the last injection (booster), which will be given at least 6 months after the third injection.
- The first injection may be given from the age of 6 weeks onwards. The last injection (booster) may be given from the age of 9 months onwards.
- You will be told when your child should come back for the next injections.

Preterm infants (born after 27 weeks and less than 37 week pregnancy):

Your child (from 2 months to 6 months of age) will receive 3 injections with an interval of at least one month between each dose. At least six months after the last injection, your child will receive an additional injection (booster).

Infants aged 7 to 11 months will receive 2 injections. Each injection will be given at least one month apart. A third injection (booster) will be given in the second year of life with at least two months apart.

Children aged 12 months to 5 years will receive 2 injections. Each injection will be given at least two months apart.

Special populations:

Children under 2 years of age and considered to be at a higher risk of pneumococcal infection (such as those with Human Immunodeficiency Virus (HIV) infection or sickle cell disease) may receive Synflorix. Please speak to your doctor for information on the number and timing of injections for your child.

If your child misses an injection

If your child misses an injection, it is important that you make another appointment. This is so that you and your doctor can talk about what steps need to be taken to protect your child.

4. Possible side effects

Like all medicines, this medicine can cause side effects, although not everybody gets them. The following side effects may happen with this medicine:

Very common (these may occur with more than 1 in 10 doses of the vaccine)

- pain, redness and swelling where the injection is given
- high temperature of 38°C or higher (fever)
- feeling sleepy
- feeling irritable
- loss of appetite

Common (these may occur with up to 1 in 10 doses of the vaccine)

- hardness where the injection is given

Uncommon (these may occur with up to 1 in 100 doses of the vaccine)

- itching, blood clot, bleeding or a small lump where the injection is given
- nausea, diarrhoea or feeling sick (vomiting)
- unusual crying
- temporarily stopping breathing (apnoea) if your child is born prematurely (before or at 28 weeks of pregnancy)
- headache
- skin rash
- diffuse swelling of the injected limb, sometimes involving the adjacent joint
- hives

Rare (these may occur with up to 1 in 1,000 doses of the vaccine)

- fits without temperature or due to high temperature (fever)
- allergic reactions such as skin allergies
- collapse (sudden onset of muscle floppiness), periods of unconsciousness or lack of awareness, and paleness or bluish skin discoloration

Very rare (these may occur with up to 1 in 10,000 doses of the vaccine)

- severe allergic reactions which can be recognised by:
 - raised and itchy rash (hives)
 - swelling, sometimes of the face or mouth (angioedema), causing difficulty in breathing
 - collapse

These reactions will usually occur before leaving the doctor's surgery. However, if your child gets any of these symptoms you should contact a doctor urgently.

- Kawasaki disease (major signs of the illness are for instance: fever, skin rash, swollen lymph glands, inflammation and rash of the mucous membranes of the mouth and throat)

Booster doses of Synflorix may increase the risk of side effects.

For children > 12 months of age, the risk of pain at the injection site may increase with increasing age.

In babies born very prematurely (at or before 28 weeks of gestation) longer gaps than normal between breaths may occur for 2-3 days after vaccination.

Reporting of side effects

If your child gets any side effects, talk to your doctor or pharmacist. This includes any possible side effects not listed in this leaflet. You can also report side effects directly via [the national reporting system listed in Appendix V](#). By reporting side effects you can help provide more information on the safety of this medicine.

5. How to store Synflorix

Keep this medicine out of the sight and reach of children.

- Do not use this medicine after the expiry date which is stated on the carton. The expiry date refers to the last day of that month.
- Store in a refrigerator (2°C - 8°C).
- Store in the original package in order to protect from light.
- Do not freeze.

Do not throw away any medicines via wastewater or household waste. Ask your pharmacist how to throw away medicines you no longer use. These measures will help protect the environment.

6. Contents of the pack and other information

What Synflorix contains

- The active substances are:

One 0.5 ml dose contains:

Pneumococcal polysaccharide serotype 1 ^{1,2}	1 microgram
Pneumococcal polysaccharide serotype 4 ^{1,2}	3 micrograms
Pneumococcal polysaccharide serotype 5 ^{1,2}	1 microgram
Pneumococcal polysaccharide serotype 6B ^{1,2}	1 microgram
Pneumococcal polysaccharide serotype 7F ^{1,2}	1 microgram
Pneumococcal polysaccharide serotype 9V ^{1,2}	1 microgram
Pneumococcal polysaccharide serotype 14 ^{1,2}	1 microgram
Pneumococcal polysaccharide serotype 18C ^{1,3}	3 micrograms
Pneumococcal polysaccharide serotype 19F ^{1,4}	3 micrograms
Pneumococcal polysaccharide serotype 23F ^{1,2}	1 microgram

¹ adsorbed on aluminium phosphate

0.5 milligram Al³⁺

² conjugated to protein D (derived from non-typeable <i>Haemophilus influenzae</i>) carrier protein	9-16 micrograms
³ conjugated to tetanus toxoid carrier protein	5-10 micrograms
⁴ conjugated to diphtheria toxoid carrier protein	3-6 micrograms

- The other ingredients are: sodium chloride and water for injections

What Synflorix looks like and contents of the pack

- Suspension for injection in pre-filled syringe
- Synflorix is a turbid white suspension.
- Synflorix is available in pre-filled syringes with or without needles in packs of 1, 10 or 50.
- Not all pack sizes may be marketed.

Marketing Authorisation Holder and Manufacturer

GlaxoSmithKline Biologicals s.a.
Rue de l'Institut 89
B-1330 Rixensart
Belgium

For any information about this medicine, please contact the local representative of the Marketing Authorisation Holder:

België/Belgique/Belgien

GlaxoSmithKline Pharmaceuticals s.a./n.v.
Tél/Tel: + 32 10 85 52 00

Lietuva

GlaxoSmithKline Lietuva UAB
Tel: +370 5 264 90 00
info.lt@gsk.com

България

ГлаксоСмитКлайн ЕООД
Тел.: + 359 2 953 10 34

Luxembourg/Luxemburg

GlaxoSmithKline Pharmaceuticals s.a./n.v.
Tél/Tel: + 32 10 85 52 00

Česká republika

GlaxoSmithKline s.r.o.
Tel: + 420 2 22 00 11 11
cz.info@gsk.com

Magyarország

GlaxoSmithKline Kft.
Tel.: + 36-1-2255300

Danmark

GlaxoSmithKline Pharma A/S
Tlf: + 45 36 35 91 00
dk-info@gsk.com

Malta

GlaxoSmithKline (Malta) Ltd
Tel: + 356 21 238131

Deutschland

GlaxoSmithKline GmbH & Co. KG
Tel: + 49 (0)89 360448701
produkt.info@gsk.com

Nederland

GlaxoSmithKline BV
Tel: + 31 (0)30 69 38 100
nlinfo@gsk.com

Eesti

GlaxoSmithKline Eesti OÜ
Tel: +372 667 6900
estonia@gsk.com

Norge

GlaxoSmithKline AS
Tlf: + 47 22 70 20 00
firmapost@gsk.no

Ελλάδα

Österreich

GlaxoSmithKline A.E.B.E
Τηλ: + 30 210 68 82 100

España

GlaxoSmithKline, S.A.
Tel: + 34 902 202 700
es-ci@gsk.com

France

Laboratoire GlaxoSmithKline
Tél: + 33 (0) 1 39 17 84 44
diam@gsk.com

Hrvatska

GlaxoSmithKline d.o.o.
Tel.: + 385 (0)1 6051999

Ireland

GlaxoSmithKline (Ireland) Ltd
Tel: + 353 (0)1 495 5000

Ísland

Vistor hf.
Sími: +354 535 7000

Italia

GlaxoSmithKline S.p.A.
Tel:+ 39 04 59 21 81 11

Κύπρος

GlaxoSmithKline (Cyprus) Ltd
Τηλ: + 357 22 39 70 00
gskcyprus@gsk.com

Latvija

GlaxoSmithKline Latvia SIA
Tel: + 371 67312687
lv-epasts@gsk.com

GlaxoSmithKline Pharma GmbH.
Tel: + 43 1 970 75-0
at.info@gsk.com

Polska

GSK Services Sp. z o.o.
Tel.: + 48 (22) 576 9000

Portugal

GlaxoSmithKline - Produtos Farmacêuticos, Lda.
Tel: + 351 21 412 95 00
FI.PT@gsk.com

România

GlaxoSmithKline (GSK) SRL
Tel: +40 (0)21 3028 208

Slovenija

GlaxoSmithKline d.o.o.
Tel: + 386 (0) 1 280 25 00
medical.x.si@gsk.com

Slovenská republika

GlaxoSmithKline Slovakia s.r.o.
Tel: + 421 (0)2 48 26 11 11
recepacia.sk@gsk.com

Suomi/Finland

GlaxoSmithKline Oy
Puh/Tel: + 358 10 30 30 30
Finland.tuoteinfo@gsk.com

Sverige

GlaxoSmithKline AB
Tel: + 46 (0)8 638 93 00
info.produkt@gsk.com

United Kingdom

GlaxoSmithKline UK
Tel: +44 (0)800 221 441
customercontactuk@gsk.com

This leaflet was last revised in

Other sources of information

Detailed information on this medicine is available on the European Medicines Agency web site:
<http://www.ema.europa.eu/>

This leaflet is available in all EU/EEA languages on the European Medicines Agency website.

The following information is intended for healthcare professionals only:

A fine white deposit with a clear colourless supernatant may be observed upon storage of the pre-filled syringe. This does not constitute a sign of deterioration.

The content of the pre-filled syringe should be inspected visually both before and after shaking for any foreign particulate matter and/or abnormal physical appearance prior to administration. In the event of either being observed, discard the vaccine.

The vaccine should be allowed to reach room temperature before use.

The vaccine should be well shaken before use.

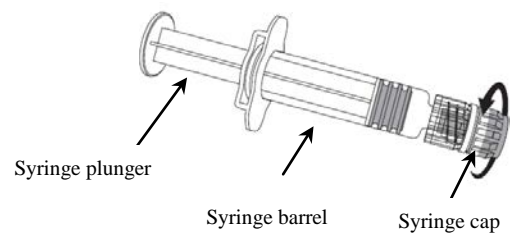
The vaccine is for intramuscular use only. Do not administer intravascularly.

If Synflorix is co-administered with other vaccines, different injection sites should be used.

Synflorix should not be mixed with other vaccines.

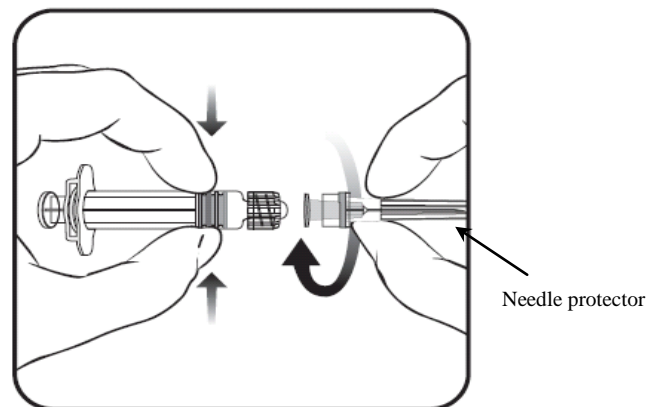
Instructions for administration of the vaccine presented in pre-filled syringe

1. Holding the syringe **barrel** in one hand (avoid holding the syringe plunger), unscrew the syringe cap by twisting it anticlockwise.



2. To attach the needle to the syringe, twist the needle clockwise into the syringe until you feel it lock.

3. Remove the needle protector, which on occasion can be a little stiff.



Any unused product or waste material should be disposed of in accordance with local requirements.

Package leaflet: Information for the user

Synflorix suspension for injection

Pneumococcal polysaccharide conjugate vaccine (adsorbed)

Read all of this leaflet carefully before your child receives this vaccine because it contains important information for you.

- Keep this leaflet. You may need to read it again.
- If you have any further questions, ask your doctor or pharmacist.
- This vaccine has been prescribed for your child only. Do not pass it on to others.
- If your child gets any side effects, talk to your doctor or pharmacist. This includes any possible side effects not listed in this leaflet. See section 4.

What is in this leaflet:

1. What Synflorix is and what it is used for
2. What you need to know before your child receives Synflorix
3. How Synflorix is given
4. Possible side effects
5. How to store Synflorix
6. Contents of the pack and other information

1. What Synflorix is and what it is used for

Synflorix is a pneumococcal conjugate vaccine. Your doctor or nurse will inject your child with this vaccine.

It is used to help protect your child from 6 weeks up to 5 years of age against:

a bacteria called '*Streptococcus pneumoniae*'. This bacteria can cause serious illnesses including meningitis, sepsis and bacteraemia (bacteria in blood stream) as well as ear infection or pneumonia.

How Synflorix works

Synflorix helps your body to make its own antibodies. The antibodies form a part of the immune system that will protect your child against these diseases.

2. What you need to know before your child receives Synflorix

Synflorix should not be given if:

- your child has ever had an allergic reaction (is hypersensitive) to the active substance, or any of the other ingredients in this vaccine (listed in Section 6).
Signs of an allergic reaction may include itchy skin rash, being short of breath and swelling of the face or tongue.
- your child has a severe infection with a high temperature (over 38°C). If this applies to your child then the vaccination will be postponed until your child is feeling better. A minor infection such as a cold should not be a problem. However, talk to your doctor first.

Synflorix should not be given if any of the above applies to your child. If you are not sure, talk to your doctor or pharmacist before your child is given Synflorix.

Warnings and precautions:

Check with your doctor or pharmacist before giving this vaccine if:

- your child has a bleeding problem or bruises easily.

In children as of 2 years of age, fainting can occur following, or even before, any needle injection, therefore tell the doctor or nurse if your child fainted with a previous injection.

As with all vaccines, Synflorix may not fully protect all children who are vaccinated.

Synflorix will only protect against infections caused by the bacteria for which the vaccine has been developed.

Children with a weakened immune system (such as due to HIV infection or immunosuppressive therapy) may not get the full benefit from Synflorix.

If you are not sure, talk to your doctor or pharmacist before having Synflorix.

Other medicines and Synflorix

Tell your doctor or pharmacist if your child is taking or has recently taken or might take any other medicines. This includes medicines obtained without a prescription or if they have recently received any other vaccine. Synflorix may not work as well if your child is taking medicines that affect the immune system to fight infection.

Synflorix can be given at the same time as other childhood vaccines such as diphtheria, tetanus, pertussis (whooping cough), *Haemophilus influenzae* type b, oral or inactivated polio, hepatitis B, measles-mumps-rubella, varicella, oral rotavirus vaccines as well as meningococcal serogroup C and serogroups A, C, W-135, Y conjugate vaccines. A different place for the injection will be used for each vaccine.

Your doctor may ask you to give your child a medicine that lowers fever (such as paracetamol) before or immediately after Synflorix is given. This can help to lower some of the side effects (febrile reactions) of Synflorix. However if your child has received paracetamol before or immediately after Synflorix is given, the obtained levels of antibodies may be slightly reduced. It is not known whether the reduction in antibody levels has an impact on the protection against pneumococcal disease.

Synflorix contains sodium

This medicinal product contains less than 1 mmol sodium (23 mg) per dose, i.e. essentially 'sodium-free'.

3. How Synflorix is given

How the vaccine is given

Synflorix is always injected into a muscle. This is usually in the thigh or upper arm.

How much is given

Usually, your child (from 6 weeks to 6 months of age) will receive a course of 4 injections according to official recommendations or an alternative schedule may be used by the health care professional. It is important to follow the instructions from the doctor or nurse to complete the courses of injections.

- Each injection will be given at least one month apart except for the last injection (booster), which will be given at least 6 months after the third injection.
- The first injection may be given from the age of 6 weeks onwards. The last injection (booster) may be given from the age of 9 months onwards.
- You will be told when your child should come back for the next injections.

Preterm infants (born after 27 weeks and less than 37 week pregnancy):

Your child (from 2 months to 6 months of age) will receive 3 injections with an interval of at least one month between each dose. At least six months after the last injection, your child will receive an additional injection (booster).

Infants aged 7 to 11 months will receive 2 injections. Each injection will be given at least one month apart. A third injection (booster) will be given in the second year of life with at least two months apart.

Children aged 12 months to 5 years will receive 2 injections. Each injection will be given at least two months apart.

Special populations:

Children under 2 years of age and considered to be at a higher risk of pneumococcal infection (such as those with Human Immunodeficiency Virus (HIV) infection or sickle cell disease) may receive Synflorix. Please speak to your doctor for information on the number and timing of injections for your child.

If your child misses an injection

If your child misses an injection, it is important that you make another appointment. This is so that you and your doctor can talk about what steps need to be taken to protect your child.

4. Possible side effects

Like all medicines, this medicine can cause side effects, although not everybody gets them. The following side effects may happen with this medicine:

Very common (these may occur with more than 1 in 10 doses of the vaccine)

- pain, redness and swelling where the injection is given
- high temperature of 38°C or higher (fever)
- feeling sleepy
- feeling irritable
- loss of appetite

Common (these may occur with up to 1 in 10 doses of the vaccine)

- hardness where the injection is given

Uncommon (these may occur with up to 1 in 100 doses of the vaccine)

- itching, blood clot, bleeding or a small lump where the injection is given
- nausea, diarrhoea or feeling sick (vomiting)
- unusual crying
- temporarily stopping breathing (apnoea) if your child is born prematurely (before or at 28 weeks of pregnancy)
- headache
- skin rash
- diffuse swelling of the injected limb, sometimes involving the adjacent joint
- hives

Rare (these may occur with up to 1 in 1,000 doses of the vaccine)

- fits without temperature or due to high temperature (fever)
- allergic reactions such as skin allergies
- collapse (sudden onset of muscle floppiness), periods of unconsciousness or lack of awareness, and paleness or bluish skin discoloration

Very rare (these may occur with up to 1 in 10,000 doses of the vaccine)

- severe allergic reactions which can be recognised by:
 - raised and itchy rash (hives)
 - swelling, sometimes of the face or mouth (angioedema), causing difficulty in breathing
 - collapse

These reactions will usually occur before leaving the doctor's surgery. However, if your child gets any of these symptoms you should contact a doctor urgently.

- Kawasaki disease (major signs of the illness are for instance: fever, skin rash, swollen lymph glands, inflammation and rash of the mucous membranes of the mouth and throat)

Booster doses of Synflorix may increase the risk of side effects.

For children > 12 months of age, the risk of pain at the injection site may increase with increasing age.

In babies born very prematurely (at or before 28 weeks of gestation) longer gaps than normal between breaths may occur for 2-3 days after vaccination.

Reporting of side effects

If your child gets any side effects, talk to your doctor or pharmacist. This includes any possible side effects not listed in this leaflet. You can also report side effects directly via [the national reporting system](#) listed in [Appendix V](#). By reporting side effects you can help provide more information on the safety of this medicine.

5. How to store Synflorix

Keep this medicine out of the sight and reach of children.

- Do not use this medicine after the expiry date which is stated on the carton. The expiry date refers to the last day of that month.
- Store in a refrigerator (2°C - 8°C).
- Store in the original package in order to protect from light.
- Do not freeze.

Do not throw away any medicines via wastewater or household waste. Ask your pharmacist how to throw away medicines you no longer use. These measures will help protect the environment.

6. Contents of the pack and other information

What Synflorix contains

- The active substances are:

One 0.5 ml dose contains:

Pneumococcal polysaccharide serotype 1 ^{1,2}	1 microgram
Pneumococcal polysaccharide serotype 4 ^{1,2}	3 micrograms
Pneumococcal polysaccharide serotype 5 ^{1,2}	1 microgram
Pneumococcal polysaccharide serotype 6B ^{1,2}	1 microgram
Pneumococcal polysaccharide serotype 7F ^{1,2}	1 microgram
Pneumococcal polysaccharide serotype 9V ^{1,2}	1 microgram
Pneumococcal polysaccharide serotype 14 ^{1,2}	1 microgram
Pneumococcal polysaccharide serotype 18C ^{1,3}	3 micrograms
Pneumococcal polysaccharide serotype 19F ^{1,4}	3 micrograms
Pneumococcal polysaccharide serotype 23F ^{1,2}	1 microgram

¹ adsorbed on aluminium phosphate	0.5 milligram Al ³⁺
² conjugated to protein D (derived from non-typeable <i>Haemophilus influenzae</i>) carrier protein	9-16 micrograms
³ conjugated to tetanus toxoid carrier protein	5-10 micrograms
⁴ conjugated to diphtheria toxoid carrier protein	3-6 micrograms

- The other ingredients are: sodium chloride and water for injections

What Synflorix looks like and contents of the pack

- Suspension for injection
- Synflorix is a turbid white suspension.
- Synflorix is available in vials in packs of 1, 10 or 100
- Not all pack sizes may be marketed.

Marketing Authorisation Holder and Manufacturer

GlaxoSmithKline Biologicals s.a.
Rue de l'Institut 89
B-1330 Rixensart
Belgium

For any information about this medicine, please contact the local representative of the Marketing Authorisation Holder:

België/Belgique/Belgien

GlaxoSmithKline Pharmaceuticals s.a./n.v.
Tél/Tel: + 32 10 85 52 00

Lietuva

GlaxoSmithKline Lietuva UAB
Tel: +370 5 264 90 00
info.lt@gsk.com

България

ГлаксосмитКлайн ЕООД
Тел.: + 359 2 953 10 34

Luxembourg/Luxemburg

GlaxoSmithKline Pharmaceuticals s.a./n.v.
Tél/Tel: + 32 10 85 52 00

Česká republika

GlaxoSmithKline s.r.o.
Tel: + 420 2 22 00 11 11
cz.info@gsk.com

Magyarország

GlaxoSmithKline Kft.
Tel.: + 36-1-2255300

Danmark

GlaxoSmithKline Pharma A/S
Tlf: + 45 36 35 91 00
dk-info@gsk.com

Malta

GlaxoSmithKline (Malta) Ltd
Tel: + 356 21 238131

Deutschland

GlaxoSmithKline GmbH & Co. KG
Tel: + 49 (0)89 360448701
produkt.info@gsk.com

Nederland

GlaxoSmithKline BV
Tel: + 31 (0)30 69 38 100
nlinfo@gsk.com

Eesti

GlaxoSmithKline Eesti OÜ
Tel: +372 667 6900
estonia@gsk.com

Norge

GlaxoSmithKline AS
Tlf: + 47 22 70 20 00
firmapost@gsk.no

Ελλάδα

GlaxoSmithKline A.E.B.E
Τηλ: + 30 210 68 82 100

España

GlaxoSmithKline, S.A.
Tel: + 34 902 202 700
es-ci@gsk.com

France

Laboratoire GlaxoSmithKline
Tél: + 33 (0) 1 39 17 84 44
diam@gsk.com

Hrvatska

GlaxoSmithKline d.o.o.
Tel.: + 385 (0)1 6051999

Ireland

GlaxoSmithKline (Ireland) Ltd
Tel: + 353 (0)1 495 5000

Ísland

Vistor hf.
Sími: +354 535 7000

Italia

GlaxoSmithKline S.p.A.
Tel:+ 39 04 59 21 81 11

Κύπρος

GlaxoSmithKline (Cyprus) Ltd
Τηλ: + 357 22 39 70 00
gskcyprus@gsk.com

Latvija

GlaxoSmithKline Latvia SIA
Tel: + 371 67312687
lv-epasts@gsk.com

Österreich

GlaxoSmithKline Pharma GmbH.
Tel: + 43 1 970 75-0
at.info@gsk.com

Polska

GSK Services Sp. z o.o.
Tel.: + 48 (22) 576 9000

Portugal

GlaxoSmithKline - Produtos Farmacêuticos, Lda.
Tel: + 351 21 412 95 00
FI.PT@gsk.com

România

GlaxoSmithKline (GSK) SRL
Tel: +40 (0)21 3028 208

Slovenija

GlaxoSmithKline d.o.o.
Tel: + 386 (0) 1 280 25 00
medical.x.si@gsk.com

Slovenská republika

GlaxoSmithKline Slovakia s.r.o.
Tel: + 421 (0)2 48 26 11 11
receptia.sk@gsk.com

Suomi/Finland

GlaxoSmithKline Oy
Puh/Tel: + 358 10 30 30 30
Finland.tuoteinfo@gsk.com

Sverige

GlaxoSmithKline AB
Tel: + 46 (0)8 638 93 00
info.produkt@gsk.com

United Kingdom

GlaxoSmithKline UK
Tel: +44 (0)800 221 441
customercontactuk@gsk.com

This leaflet was last revised in

Other sources of information

Detailed information on this medicine is available on the European Medicines Agency web site:
<http://www.ema.europa.eu/>

This leaflet is available in all EU/EEA languages on the European Medicines Agency website.

The following information is intended for healthcare professionals only:

A fine white deposit with a clear colourless supernatant may be observed upon storage of the vial. This does not constitute a sign of deterioration.

The content of the vial should be inspected visually both before and after shaking for any foreign particulate matter and/or abnormal physical appearance prior to administration. In the event of either being observed, discard the vaccine.

The vaccine should be allowed to reach room temperature before use.

The vaccine should be well shaken before use.

The vaccine is for intramuscular use only. Do not administer intravascularly.

If Synflorix is co-administered with other vaccines, different injection sites should be used.

Synflorix should not be mixed with other vaccines. If a vaccine dose is withdrawn into a syringe for injection, the needle used for withdrawal must be replaced by a needle suitable for intramuscular injection.

Any unused product or waste material should be disposed of in accordance with local requirements.

Package leaflet: Information for the user

Synflorix suspension for injection in multidose container Pneumococcal polysaccharide conjugate vaccine (adsorbed)

Read all of this leaflet carefully before your child receives this vaccine because it contains important information for you.

- Keep this leaflet. You may need to read it again.
- If you have any further questions, ask your doctor or pharmacist.
- This vaccine has been prescribed for your child only. Do not pass it on to others.
- If your child gets any side effects, talk to your doctor or pharmacist. This includes any possible side effects not listed in this leaflet. See section 4.

What is in this leaflet:

1. What Synflorix is and what it is used for
2. What you need to know before your child receives Synflorix
3. How Synflorix is given
4. Possible side effects
5. How to store Synflorix
6. Contents of the pack and other information

1. What Synflorix is and what it is used for

Synflorix is a pneumococcal conjugate vaccine. Your doctor or nurse will inject your child with this vaccine.

It is used to help protect your child from 6 weeks up to 5 years of age against:

a bacteria called '*Streptococcus pneumoniae*'. This bacteria can cause serious illnesses including meningitis, sepsis and bacteraemia (bacteria in blood stream) as well as ear infection or pneumonia.

How Synflorix works

Synflorix helps your body to make its own antibodies. The antibodies form a part of the immune system that will protect your child against these diseases.

2. What you need to know before your child receives Synflorix

Synflorix should not be given if:

- your child has ever had an allergic reaction (is hypersensitive) to the active substance, or any of the other ingredients in this vaccine (listed in Section 6).
Signs of an allergic reaction may include itchy skin rash, being short of breath and swelling of the face or tongue.
- your child has a severe infection with a high temperature (over 38°C). If this applies to your child then the vaccination will be postponed until your child is feeling better. A minor infection such as a cold should not be a problem. However, talk to your doctor first.

Synflorix should not be given if any of the above applies to your child. If you are not sure, talk to your doctor or pharmacist before your child is given Synflorix.

Warnings and precautions:

Check with your doctor or pharmacist before giving this vaccine if:

- your child has a bleeding problem or bruises easily.

In children as of 2 years of age, fainting can occur following, or even before, any needle injection, therefore tell the doctor or nurse if your child fainted with a previous injection.

As with all vaccines, Synflorix may not fully protect all children who are vaccinated.

Synflorix will only protect against infections caused by the bacteria for which the vaccine has been developed.

Children with a weakened immune system (such as due to HIV infection or immunosuppressive therapy) may not get the full benefit from Synflorix.

If you are not sure, talk to your doctor or pharmacist before having Synflorix.

Other medicines and Synflorix

Tell your doctor or pharmacist if your child is taking or has recently taken or might take any other medicines. This includes medicines obtained without a prescription or if they have recently received any other vaccine. Synflorix may not work as well if your child is taking medicines that affect the immune system to fight infection.

Synflorix can be given at the same time as other childhood vaccines such as diphtheria, tetanus, pertussis (whooping cough), *Haemophilus influenzae* type b, oral or inactivated polio, hepatitis B, measles-mumps-rubella, varicella, oral rotavirus vaccines as well as meningococcal serogroup C and serogroups A, C, W-135, Y conjugate vaccines. A different place for the injection will be used for each vaccine.

Your doctor may ask you to give your child a medicine that lowers fever (such as paracetamol) before or immediately after Synflorix is given. This can help to lower some of the side effects (febrile reactions) of Synflorix. However if your child has received paracetamol before or immediately after Synflorix is given, the obtained levels of antibodies may be slightly reduced. It is not known whether the reduction in antibody levels has an impact on the protection against pneumococcal disease.

Synflorix contains sodium

This medicinal product contains less than 1 mmol sodium (23 mg) per dose, i.e. essentially 'sodium-free'.

3. How Synflorix is given

How the vaccine is given

Synflorix is always injected into a muscle. This is usually in the thigh or upper arm.

How much is given

Usually, your child (from 6 weeks to 6 months of age) will receive a course of 4 injections according to official recommendations or an alternative schedule may be used by the health care professional. It is important to follow the instructions from the doctor or nurse to complete the courses of injections.

- Each injection will be given at least one month apart except for the last injection (booster), which will be given at least 6 months after the third injection.
- The first injection may be given from the age of 6 weeks onwards. The last injection (booster) may be given from the age of 9 months onwards.
- You will be told when your child should come back for the next injections.

Preterm infants (born after 27 weeks and less than 37 week pregnancy):

Your child (from 2 months to 6 months of age) will receive 3 injections with an interval of at least one month between each dose. At least six months after the last injection, your child will receive an additional injection (booster).

Infants aged 7 to 11 months will receive 2 injections. Each injection will be given at least one month apart. A third injection (booster) will be given in the second year of life with at least two months apart.

Children aged 12 months to 5 years will receive 2 injections. Each injection will be given at least two months apart.

Special populations:

Children under 2 years of age and considered to be at a higher risk of pneumococcal infection (such as those with Human Immunodeficiency Virus (HIV) infection or sickle cell disease) may receive Synflorix. Please speak to your doctor for information on the number and timing of injections for your child.

If your child misses an injection

If your child misses an injection, it is important that you make another appointment. This is so that you and your doctor can talk about what steps need to be taken to protect your child.

4. Possible side effects

Like all medicines, this medicine can cause side effects, although not everybody gets them. The following side effects may happen with this medicine:

Very common (these may occur with more than 1 in 10 doses of the vaccine)

- pain, redness and swelling where the injection is given
- high temperature of 38°C or higher (fever)
- feeling sleepy
- feeling irritable
- loss of appetite

Common (these may occur with up to 1 in 10 doses of the vaccine)

- hardness where the injection is given

Uncommon (these may occur with up to 1 in 100 doses of the vaccine)

- itching, blood clot, bleeding or a small lump where the injection is given
- nausea, diarrhoea or feeling sick (vomiting)
- unusual crying
- temporarily stopping breathing (apnoea) if your child is born prematurely (before or at 28 weeks of pregnancy)
- headache
- skin rash
- diffuse swelling of the injected limb, sometimes involving the adjacent joint
- hives

Rare (these may occur with up to 1 in 1,000 doses of the vaccine)

- fits without temperature or due to high temperature (fever)
- allergic reactions such as skin allergies
- collapse (sudden onset of muscle floppiness), periods of unconsciousness or lack of awareness, and paleness or bluish skin discoloration

Very rare (these may occur with up to 1 in 10,000 doses of the vaccine)

- -severe allergic reactions which can be recognised by:
 - raised and itchy rash (hives)
 - swelling, sometimes of the face or mouth (angioedema), causing difficulty in breathing
 - collapse

These reactions will usually occur before leaving the doctor's surgery. However, if your child gets any of these symptoms you should contact a doctor urgently.

- Kawasaki disease (major signs of the illness are for instance: fever, skin rash, swollen lymph glands, inflammation and rash of the mucous membranes of the mouth and throat)

Booster doses of Synflorix may increase the risk of side effects.

For children > 12 months of age, the risk of pain at the injection site may increase with increasing age.

In babies born very prematurely (at or before 28 weeks of gestation) longer gaps than normal between breaths may occur for 2-3 days after vaccination.

Reporting of side effects

If your child gets any side effects, talk to your doctor or pharmacist. This includes any possible side effects not listed in this leaflet. You can also report side effects directly via [the national reporting system listed in Appendix V](#). By reporting side effects you can help provide more information on the safety of this medicine.

5. How to store Synflorix

Keep this medicine out of the sight and reach of children.

- Do not use this medicine after the expiry date which is stated on the carton. The expiry date refers to the last day of that month.
- Store in a refrigerator (2°C - 8°C).
- Store in the original package in order to protect from light.
- Do not freeze.

Do not throw away any medicines via wastewater or household waste. Ask your pharmacist how to throw away medicines you no longer use. These measures will help protect the environment.

6. Contents of the pack and other information

What Synflorix contains

- The active substances are:

One 0.5 ml dose contains:

Pneumococcal polysaccharide serotype 1 ^{1,2}	1 microgram
Pneumococcal polysaccharide serotype 4 ^{1,2}	3 micrograms
Pneumococcal polysaccharide serotype 5 ^{1,2}	1 microgram
Pneumococcal polysaccharide serotype 6B ^{1,2}	1 microgram
Pneumococcal polysaccharide serotype 7F ^{1,2}	1 microgram
Pneumococcal polysaccharide serotype 9V ^{1,2}	1 microgram
Pneumococcal polysaccharide serotype 14 ^{1,2}	1 microgram
Pneumococcal polysaccharide serotype 18C ^{1,3}	3 micrograms
Pneumococcal polysaccharide serotype 19F ^{1,4}	3 micrograms
Pneumococcal polysaccharide serotype 23F ^{1,2}	1 microgram

¹ adsorbed on aluminium phosphate	0.5 milligram Al ³⁺
² conjugated to protein D (derived from non-typeable <i>Haemophilus influenzae</i>) carrier protein	9-16 micrograms
³ conjugated to tetanus toxoid carrier protein	5-10 micrograms
⁴ conjugated to diphtheria toxoid carrier protein	3-6 micrograms

- The other ingredients are: sodium chloride and water for injections

What Synflorix looks like and contents of the pack

- Suspension for injection in multidose container
- Synflorix is a turbid white suspension.
- Synflorix is available in vials for 2 doses in a pack of 100.

Marketing Authorisation Holder and Manufacturer

GlaxoSmithKline Biologicals s.a.
Rue de l'Institut 89
B-1330 Rixensart
Belgium

For any information about this medicine, please contact the local representative of the Marketing Authorisation Holder:

België/Belgique/Belgien

GlaxoSmithKline Pharmaceuticals s.a./n.v.
Tél/Tel: + 32 10 85 52 00

Lietuva

GlaxoSmithKline Lietuva UAB
Tel: +370 5 264 90 00
info.lt@gsk.com

България

ГлаксоСмитКлайн ЕООД
Тел.: + 359 2 953 10 34

Luxembourg/Luxemburg

GlaxoSmithKline Pharmaceuticals s.a./n.v.
Tél/Tel: + 32 10 85 52 00

Česká republika

GlaxoSmithKline s.r.o.
Tel: + 420 2 22 00 11 11
cz.info@gsk.com

Magyarország

GlaxoSmithKline Kft.
Tel.: + 36-1-2255300

Danmark

GlaxoSmithKline Pharma A/S
Tlf: + 45 36 35 91 00
dk-info@gsk.com

Malta

GlaxoSmithKline (Malta) Ltd
Tel: + 356 21 238131

Deutschland

GlaxoSmithKline GmbH & Co. KG
Tel: + 49 (0)89 360448701
produkt.info@gsk.com

Nederland

GlaxoSmithKline BV
Tel: + 31 (0)30 69 38 100
nlinfo@gsk.com

Eesti

GlaxoSmithKline Eesti OÜ
Tel: +372 667 6900
estonia@gsk.com

Norge

GlaxoSmithKline AS
Tlf: + 47 22 70 20 00
firmapost@gsk.no

Ελλάδα

GlaxoSmithKline A.E.B.E

Österreich

GlaxoSmithKline Pharma GmbH.

Τηλ: + 30 210 68 82 100

Tel: + 43 1 970 75-0
at.info@gsk.com

España

GlaxoSmithKline, S.A.
Tel: + 34 902 202 700
es-ci@gsk.com

Polska

GSK Services Sp. z o.o.
Tel.: + 48 (22) 576 9000

France

Laboratoire GlaxoSmithKline
Tél: + 33 (0) 1 39 17 84 44
diam@gsk.com

Portugal

GlaxoSmithKline - Produtos Farmacêuticos, Lda.
Tel: + 351 21 412 95 00
FI.PT@gsk.com

Hrvatska

GlaxoSmithKline d.o.o.
Tel.: + 385 (0)1 6051999

România

GlaxoSmithKline (GSK) SRL
Tel: +40 (0)21 3028 208

Ireland

GlaxoSmithKline (Ireland) Ltd
Tel: + 353 (0)1 495 5000

Slovenija

GlaxoSmithKline d.o.o.
Tel: + 386 (0) 1 280 25 00
medical.x.si@gsk.com

Ísland

Vistor hf.
Sími: +354 535 7000

Slovenská republika

GlaxoSmithKline Slovakia s.r.o.
Tel: + 421 (0)2 48 26 11 11
repcia.sk@gsk.com

Italia

GlaxoSmithKline S.p.A.
Tel:+ 39 04 59 21 81 11

Suomi/Finland

GlaxoSmithKline Oy
Puh/Tel: + 358 10 30 30 30
Finland.tuoteinfo@gsk.com

Κύπρος

GlaxoSmithKline (Cyprus) Ltd
Τηλ: + 357 22 39 70 00
gskcyprus@gsk.com

Sverige

GlaxoSmithKline AB
Tel: + 46 (0)8 638 93 00
info.produkt@gsk.com

Latvija

GlaxoSmithKline Latvia SIA
Tel: + 371 67312687
lv-epasts@gsk.com

United Kingdom

GlaxoSmithKline UK
Tel: +44 (0)800 221 441
customercontactuk@gsk.com

This leaflet was last revised in

Other sources of information

Detailed information on this medicine is available on the European Medicines Agency web site:
<http://www.ema.europa.eu/>

This leaflet is available in all EU/EEA languages on the European Medicines Agency website.

The following information is intended for healthcare professionals only:

A fine white deposit with a clear colourless supernatant may be observed upon storage of the vial. This does not constitute a sign of deterioration.

The content of the vial should be inspected visually both before and after shaking for any foreign particulate matter and/or abnormal physical appearance prior to administration. In the event of either being observed, discard the vaccine.

The vaccine should be allowed to reach room temperature before use.

The vaccine should be well shaken before use. After first opening of the multidose vial, immediate use is recommended. If not used immediately, the vaccine should be stored in a refrigerator (2°C – 8°C). If not used within 6 hours it should be discarded.

When using a multidose vial, each 0.5 ml dose should be withdrawn using a sterile needle and syringe; precautions should be taken to avoid contamination of the contents.

The vaccine is for intramuscular use only. Do not administer intravascularly.

If Synflorix is co-administered with other vaccines, different injection sites should be used.

Synflorix should not be mixed with other vaccines. If a vaccine dose is withdrawn into a syringe for injection, the needle used for withdrawal must be replaced by a needle suitable for intramuscular injection.

Any unused product or waste material should be disposed of in accordance with local requirements.